

# **2002 Sewer Rate Survey Massachusetts Communities**



courtesy of

**Tighe&Bond**

53 Southampton Road, Westfield, MA 01085  
Tel. 413-562-1600 / Fax. 413-562-5317

Offices in  
Bellows Falls, VT; Middletown, CT; Norwalk, CT; Pocasset, MA; Worcester, MA

## SEWER RATE SURVEY MASSACHUSETTS COMMUNITIES 2002

Tighe & Bond is pleased to publish our 2002 “Sewer Rate Survey” for communities in Massachusetts. The survey summarizes information from the following sources:

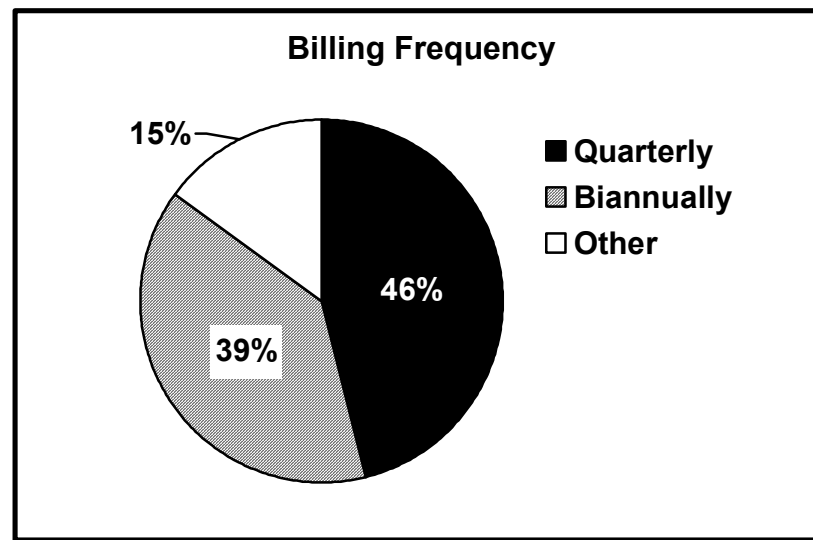
- written survey responses
- our extensive database of rate information for our existing clients
- the 2002 Annual Water & Sewer Retail Rate Survey published by The Massachusetts Water Resources Authority (MWRA) Advisory Board
- telephone surveys.

Our written survey was mailed to all communities in Massachusetts. Based on the information contained in this survey, 50% of Massachusetts communities provide some level of public sewerage service.

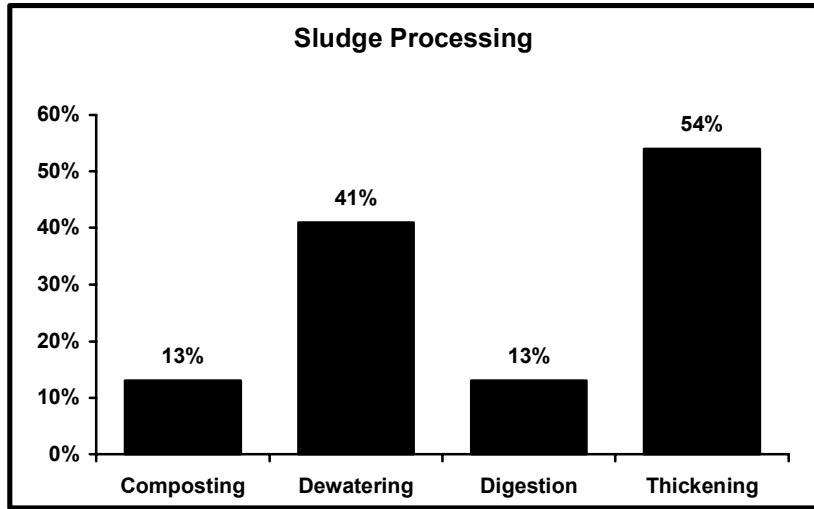
A variety of different **rate structures** are used throughout the Commonwealth. Based on the written survey results, 60% of communities use a flat rate structure; 25% use an ascending rate structure and 15% use a flat fee. One percent use either descending rates or incorporate costs for sewerage through general taxation. To allow for a comparative analysis, we have calculated the “typical” yearly homeowner’s cost assuming consumption of 120 hundred cubic feet (90,000 gallons) of water per year. Based on the information included in this survey, *typical annual sewer costs in*

*Massachusetts range from a low of \$74 per household to a high of \$1,056!* The 2002 average is \$357 per household, representing a 10.5% increase over the 2001 average.

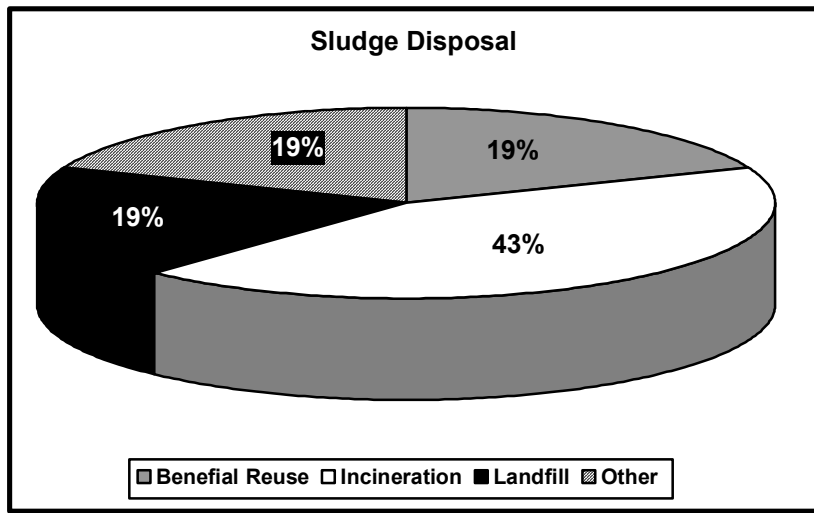
The majority of respondents to the written survey use either a quarterly billing cycle (46%) or a biannual billing cycle (39%). The remainder use either an annual, monthly, bimonthly, or tri-annual. Of those communities responding to the written survey, 20% reported that they have a separate rate structure for businesses and 13% provide elderly discounts. Five percent of communities report that they offer an early payment discount. A mere 3% provide separate seasonal rates and only 5% provide low-income rates.



The bar chart below indicates the type of sludge processing used for those communities that responded.



Communities reportedly dispose of their sludge by the methods indicated below:



Approximately 43% of the written survey respondents plan upgrade, expansion or replacement of wastewater collection and/or treatment facilities in the next 5 years.

Tighe & Bond would like to thank all communities for their participation in this survey. Comparisons of sewer rate structures and resulting typical homeowner’s costs can be difficult given the wide variety of user charge methods in use. If we have incorrectly interpreted information for any community please let us know and we will make appropriate corrections. Questions, comments or suggestions are certainly welcome. Please contact Mary Beth Morris, P.E. at (413) 572-3247 for further information and or additional copies.

Tighe & Bond has been providing consulting engineering services to government and industry for decades. Ever since the federal Clean Water Act of 1972, municipalities have been faced with the challenge of keeping up with changing regulations governing the discharge of wastewater to rivers and streams. With engineering expertise and current regulatory knowledge, Tighe & Bond has helped many communities meet the challenge of wastewater management. Tighe & Bond also provides expertise in residuals management, water resources management, civil engineering, solid and hazardous waste management and geographic information services.

<b>Community</b>	<b>Typical Annual Homeowner's Cost</b>	<b>Sewer Rate</b>	<b>Billing Cycle</b>	<b>Funding</b>	<b>Separate Business Rate</b>	<b>Seasonal Rate</b>	<b>Elderly Discounts</b>	<b>Low Income Discounts</b>	<b>Early Payment Discounts</b>	<b>Population Served</b>	<b>Last Rate Change</b>
<b>Abington, Town of</b>	\$298	\$2.15/HCF	Quarterly	Enterprise						5,128	10/1/1998
Notes: Service charge of \$10.00 per bill. Residential connection fee: \$150.											
<b>Acton, Town of</b>	\$900	\$0.01/gallon	Monthly	NR	Y		Y			2,000	8/1/2002
Notes: Elderly discount is available upon request.											
<b>Adams, Town of</b>	\$160	\$160/year	Annually	NA						8,500	NA
Notes: Incorporated with taxes. Connection fee \$125.											
<b>Agawam, City of</b>	\$233	\$2.00/HCF	Biannually	Special Revenue			Y			24,000	5/1/2003
Notes: Base charge of \$16.70 per bill, includes first 1000 CF. Based on 90% water usage. Connection fee: \$1,310 minimum for 4". Impact fee: \$547.											
<b>Amesbury, Town of</b>	\$330	\$2.75/HCF	Biannually	Enterprise						15,000	NR
Notes: Connection fee: \$1,500.											
<b>Amherst, Town of</b>	\$234	\$1.95/HCF	Quarterly	Enterprise						35,000	01/02
Notes: Connection fee: \$500.											

<b>Community</b>	<b>Typical Annual Homeowner's Cost</b>	<b>Sewer Rate</b>	<b>Billing Cycle</b>	<b>Funding</b>	<b>Separate Business Rate</b>	<b>Seasonal Rate</b>	<b>Elderly Discounts</b>	<b>Low Income Discounts</b>	<b>Early Payment Discounts</b>	<b>Population Served</b>	<b>Last Rate Change</b>
<b>Andover, Town of</b>	\$290	\$2.42/HCF	Biannually	Enterprise						32,000	8/1/2000
Notes: Town reports that consumption is closer to 150 HCF or 112,200 gals. annually.											
<b>Arlington, Town of</b>	\$240	Ascending	Biannually	Enterprise						45,000	7/1/1994
Notes: Part of cost included in taxes. Rate is 0-1000 HCF - \$2.00/HCF; over 1000 HCF - \$4.00/HCF.											
<b>Ashburnham, Town of</b>	\$516	\$4.30/HCF	Tri-annually	Special Revenue						1,680	11/1/2001
Notes: \$3,000 entrance fee.											
<b>Ashfield, Town of</b>	\$491	\$6.82/1000 gals.	Quarterly	Enterprise						See notes	7/1/2000
Notes: Debt service charge not included. Serves 163 households. Based on 80% water consumption. Per 2001 Sewer Rate Survey.											
<b>Ashland, Town of</b>	\$800	Ascending	Biannually	Enterprise			Y			6,500	8/1/2002
Notes: Base charge of \$20.00; first 2,000 CF - \$6.00/HCF; next 5,000 CF - \$6.50/HCF; next 8,000 CF - \$7.00/HCF; next 15,000 CF - \$7.50/HCF; over 30,000 CF - \$9.00/HCF.											
<b>Athol, Town of</b>	\$202	\$1.68/HCF	Biannually	Enterprise						9,300	4/1/2002
Notes: Base charge of \$25.20 for up to 1,500 CF. Connection fee: \$1,000.											

<b>Community</b>	<b>Typical Annual Homeowner's Cost</b>	<b>Sewer Rate</b>	<b>Billing Cycle</b>	<b>Funding</b>	<b>Separate Business Rate</b>	<b>Seasonal Rate</b>	<b>Elderly Discounts</b>	<b>Low Income Discounts</b>	<b>Early Payment Discounts</b>	<b>Population Served</b>	<b>Last Rate Change</b>
<b>Attleboro, City of</b>	\$294	\$2.72/HCF	Quarterly	Enterprise	Y					40,000	NR
Notes: Based on 90% of water usage. City has betterment fees.											
<b>Auburn, Town of</b>	\$152	\$1.175/HCF	Annually	NR						NR	7/1/2001
Notes: Base charge of \$69.25 includes 5,000 cubic feet.											
<b>Ayer, Town of</b>	\$300	\$2.50/HCF	Biannually	Enterprise						6,752	1/1/2001
Notes: Per 2001 Sewer Rate Survey.											
<b>Barnstable, Town of</b>	\$388	\$3.23/HCF	Quarterly	Enterprise	Y					4,000	1993
<b>Barre, Town of</b>	\$420	\$0.035/CF	Biannually	Enterprise						2,700	1999
Notes: Base charge of \$70.00 per bill, includes first 2000 CF. Connection fee: \$3,120.											
<b>Bedford, Town of</b>	\$509	Ascending	Biannually	General	Y					12,000	7/1/2002
Notes: Service charge: \$22.50. 0-2,000 CF - \$1.80/HCF; over 2,000CF - \$4.90/HCF. Per MWRA Survey.											
<b>Belchertown, Town of</b>	\$513	\$513/year	Quarterly	NR						3,000	3/31/2003
Notes: Connection fee: \$1,000.											

<b>Community</b>	<b>Typical Annual Homeowner's Cost</b>	<b>Sewer Rate</b>	<b>Billing Cycle</b>	<b>Funding</b>	<b>Separate Business Rate</b>	<b>Seasonal Rate</b>	<b>Elderly Discounts</b>	<b>Low Income Discounts</b>	<b>Early Payment Discounts</b>	<b>Population Served</b>	<b>Last Rate Change</b>
<b>Bellingham, Town of</b>	\$428	\$4.75/1000 gals.	Biannually	Enterprise			Y	Y		3,000	NR
<b>Belmont, Town of</b>	\$758	\$6.17/HCF	Quarterly	General						24,000	7/1/2002
Notes: Per MWRA Survey. Base charge per bill is \$4.31.											
<b>Beverly, City of</b>	\$425	\$3.54/HCF	Quarterly	General						NR	2/1/2002
Notes: Per MWRA Survey.											
<b>Billerica, Town of</b>	\$216	Ascending	Tri-annually	NR						7,262	1991
Notes: 0-100 HCF - \$1.80/HCF; over 100 HCF- \$2.70/HCF.											
<b>Blackstone, Town of</b>	\$238	Ascending	Biannually	NR						NR	1/1/1998
Notes: 0-10,000 gals. - \$40.00; 10,000-70,000 gals. - \$2.25/1000 gals.; 70,000 - 200,000 gals. - \$2.40/1000 gals; over 200,000 gals. - \$2.60/1000 gals. Connection fee: \$500 for homes built before 1988; \$1,500 for homes built after that.											
<b>Boston Water and Sewer Commission</b>	\$439	Ascending	Monthly	Monthly						NR	1/1/2003
Notes: Rates based on CF/day; First 19 CF - \$36.25/1000CF; next 20 CF - \$36.65/1000CF; next 50 CF - \$37.10/1000CF; next 70 CF - \$37.52/1000CF; next 100 CF - \$37.95/1000CF; next 250 CF - \$38.39/1000CF; next 700 CF - \$38.84/1000CF; next 1,700 CF - \$39.24/1000CF; next 3,000 CF - \$39.70/1000CF; over 5,999 CF - \$40.14/1000CF.											
<b>Bourne, Town of</b>	\$320	\$320/year	Annually	Enterprise						950	12/2001
Notes: Flat fee. Water overage: Any account in excess of 60,000 gallons of water are charged \$.006/gals. (residential or commercial). Billing cycle: 1/1-12/30.											

<b>Community</b>	<b>Typical Annual Homeowner's Cost</b>	<b>Sewer Rate</b>	<b>Billing Cycle</b>	<b>Funding</b>	<b>Separate Business Rate</b>	<b>Seasonal Rate</b>	<b>Elderly Discounts</b>	<b>Low Income Discounts</b>	<b>Early Payment Discounts</b>	<b>Population Served</b>	<b>Last Rate Change</b>
<b>Braintree, Town of</b>	\$512	Ascending	Quarterly	Enterprise						34,275	10/1/1996
Notes: Service charge: \$10.00/per bill. Ascending rates - 0-500 CF - \$3.60/HCF; 501-3,500 CF - \$4.00/HCF; over 3,501 CF - \$4.90/HCF.											
<b>Bridgewater, Town of</b>	\$319	\$2.65/HCF	Biannually	Enterprise						15,000	1993
Notes: Base charge of \$80.00/bill includes first 3,000 CF of usage. Rates currently being evaluated - may modify structure to an increasing block rate.											
<b>Brockton, City of</b>	\$224	Ascending	Quarterly	Enterprise						NR	7/1/1999
Notes: For first 2,500 CF - \$1.79/HCF; 2,501-5,000 CF - \$2.24/HCF; 5,001-10,000 CF - \$2.63/HCF; 10,001-25,000 CF - \$3.01/HCF; 25,001-875,000 CF - \$3.28/HCF; over 875,000 CF - \$3.80/HCF. Based on semi-annual meter readings.											
<b>Brookline, Town of</b>	\$546	\$4.55/HCF	Quarterly	Enterprise						55,000	7/1/2002
Notes: Per MWRA Survey.											
<b>Buckland, Town of (via Shelburne)</b>	\$192	\$0.0240/CF	Annually	Enterprise						2,000	7/1/2000
Notes: Base charge: \$96.00 includes up to 8,000 CF. Per 2001 Sewer Rate Survey.											
<b>Burlington, Town of</b>	\$228	Ascending	Biannually	Enterprise	Y					NR	1/1/2002
Notes: Base charge of \$27.20 includes first 20,000 gallons. 20,001-30,000 gals. - \$3.20/1000gals.; 30,001-50,000 gals. - \$3.65/1000 gals.; 50,001-70,000 gals. - \$4.55/1000 gals.; 70,001-90,000 - \$5.45/1000 gals.; over 90,001 gals. - \$6.35/1000gals. Per MWRA Survey.											

<b>Community</b>	<b>Typical Annual Homeowner's Cost</b>	<b>Sewer Rate</b>	<b>Billing Cycle</b>	<b>Funding</b>	<b>Separate Business Rate</b>	<b>Seasonal Rate</b>	<b>Elderly Discounts</b>	<b>Low Income Discounts</b>	<b>Early Payment Discounts</b>	<b>Population Served</b>	<b>Last Rate Change</b>
<b>Cambridge, City of</b>	\$558	Ascending	Quarterly	General			Y			NR	4/1/2002
Notes: 0-4000 CF - \$4.65/HCF; 4,001-40,000 CF - \$4.93/HCF; 40,001-200,000 CF - \$5.30/HCF; 200,001-1,000,000 CF - \$5.71/HCF; over 1,000,000 CF - \$6.06/HCF. Per MWRA Survey.											
<b>Canton, Town of</b>	\$517	Ascending	Quarterly	Enterprise	Y					19,807	7/1/2001
Notes: 0-2,000 CF - \$4.15/HCF; 2,100-4,000 CF - \$4.62/HCF; 4,100-6,000 CF - \$5.55/HCF; over 6,000 CF - \$6.90/HCF. Per MWRA Survey.											
<b>Charlton, Town of</b>	\$315	\$0.0035/gallon	Biannually	NR						NR	1996
Notes: Rates from 1999 Sewer Rate Survey.											
<b>Chatham, Town of</b>	\$645	Ascending	Quarterly	General		Y				7,000 Winter 30,000 Summer	4/1/2002
Notes: Summer rates (2 quarters) - minimum charge: \$67.50 includes first 1,000 CF of usage; 1,001-3,000 CF - \$6.70/HCF; 3,000-5,000 CF - \$7.15/HCF; over 5,000 CF - \$7.35/HCF. Winter rates - minimum charge \$37.75 includes first 1,000 CF of usage; 1,001-3,000 CF - \$4.15/HCF; 3,001-5,000 CF - \$4.50/HCF; over 5,000 CF - \$4.75/HCF.											
<b>Chelmsford, Town of</b>	\$162	\$1.80/1000 gals.	Biannually	NR	Y					24,000	4/1/2000
Notes: Commercial rate - \$2.00/1000 gals. Industrial rate - \$2.22/1000 gals. Minimum charge per bill \$30.00. As per 2001 Sewer Rate Survey.											
<b>Chelsea, City of</b>	\$518	Ascending	Monthly	Enterprise						NR	7/1/2002
Notes: \$4.32/HCF for 0-10 HCF; \$4.80/HCF for 10-40 HCF; \$5.28/HCF over 40 HCF. Per MWRA Survey.											

<b>Community</b>	<b>Typical Annual Homeowner's Cost</b>	<b>Sewer Rate</b>	<b>Billing Cycle</b>	<b>Funding</b>	<b>Separate Business Rate</b>	<b>Seasonal Rate</b>	<b>Elderly Discounts</b>	<b>Low Income Discounts</b>	<b>Early Payment Discounts</b>	<b>Population Served</b>	<b>Last Rate Change</b>
<b>Chicopee, City of</b>	\$194	\$1.75/HCF	Quarterly	Special Revenue		Y				NR	10/1/1992
Notes: 30% summer discount - June, July, August.											
<b>Clinton, Town of</b>	\$162	Ascending	Biannually	Enterprise						13,500	5/2002
Notes: Sewer rate is 75% of water consumption. Minimum charge of \$38.25 includes 3,000 CF. \$1.70/HCF for first 3,000; \$1.85/HCF 3,000 CF - 5,000 CF; \$2.00/HCF - 5,000 CF - 20,000 CF; \$2.15/HCF over 20,000 CF.											
<b>Cohasset, Town of</b>	\$586	\$4.96/1000 gals.	Quarterly	NR						NR	7/1/2002
Notes: Service charge \$35.00/quarter does not include any water usage. North Cohasset is tied into Hull WWTP and is charged \$5.00/HCF plus \$35.00 per quarter.											
<b>Concord, Town of</b>	\$616	\$6.16/HCF	Bimonthly	Enterprise		Y				4,000	6/1/2002
Notes: Residential sewer use is billed year round, but during the three summer bimonthly billing periods is based on average winter water use for that customer. Annual rate is based on 1,666 CF bimonthly wintertime water use. Connection fee: \$2,150											
<b>Dalton, Town of</b>	\$170	\$170/year	Biannually	General	Y					2,191	1998
Notes: Residential sewer use is billed in two installments of \$85.00 per dwelling. Business with water meters are charged a rate of \$1.42/1000 gals. Connection fee: \$125 per inch.											
<b>Danvers, Town of</b>	\$516	\$4.30/HCF	Quarterly	NR					Y	26,500	7/18/2002
Notes: Industrial customer billed monthly. Minimum charge of \$3.00/quarter. Connection fee: \$50.											

Community	Typical Annual Homeowner's Cost	Sewer Rate	Billing Cycle	Funding	Separate Business Rate	Seasonal Rate	Elderly Discounts	Low Income Discounts	Early Payment Discounts	Population Served	Last Rate Change
Dartmouth, Town of	\$123	\$14.18/1000CF	Biannually	Enterprise	Y					29,000	NR

Notes: Minimum charge of \$26.25 includes first 2,000 CF of usage; sewer charge based on 75% of water consumption. Billing period dependent on meter size - 5/8" to 1-1/2" billed biannually, 2" meter billed quarterly, greater than 2" meter billed monthly. Business rate is \$18.80/1000 CF - minimum charge still applies. Connection fee: \$500.

Dedham, Town of	\$758	\$6.32/HCF	Quarterly	Special Revenue			Y			24,500	11/20/2001
-----------------	-------	------------	-----------	-----------------	--	--	---	--	--	--------	------------

Notes: Elderly discounts is available through work program.

Deerfield, Town of	\$261	\$0.0029/gallon	Biannually	NR						NR	2002
Dighton, Town of	\$280	\$1.50/HCF	Biannually	Enterprise	Y					2,000	10/1/1999

Notes: Service charge: \$50.00/billing period. Town reports typical average less than calculated. Charge based on 100% water consumption in the winter; 75% in the summer.

Douglas, Town of	\$288	\$2.50/HCF	Biannually	Enterprise						2,300	2002
------------------	-------	------------	------------	------------	--	--	--	--	--	-------	------

Notes: Base cost of \$34.00 for first 1,600 CF per billing cycle. Connection fee: \$5,000.

Dracut, Town of	\$240	\$240/year	Annually	Special Revenue						6,000	7/1/2001
-----------------	-------	------------	----------	-----------------	--	--	--	--	--	-------	----------

Notes: Flat fee. Businesses are billed twice per year - \$3.00/HCF. Per 2001 Sewer Rate Survey.

<b>Community</b>	<b>Typical Annual Homeowner's Cost</b>	<b>Sewer Rate</b>	<b>Billing Cycle</b>	<b>Funding</b>	<b>Separate Business Rate</b>	<b>Seasonal Rate</b>	<b>Elderly Discounts</b>	<b>Low Income Discounts</b>	<b>Early Payment Discounts</b>	<b>Population Served</b>	<b>Last Rate Change</b>
<b>Dudley, Town of</b>	\$499	\$2.70/HCF	Quarterly	Enterprise						1,664	2/1/2001
Notes: Fixed fee - \$175/year. Does not include any water usage. Per 2001 Sewer Rate Survey.											
<b>East Longmeadow, Town of</b>	\$276	\$2.30/HCF	Biannually	Special Revenue						14,902	7/2/2002
Notes: Base charge: \$46.00 per billing includes 2,000 CF. Connection fee: \$1,000.											
<b>Easthampton, City of</b>	\$276	\$2.10/HCF	Quarterly	Enterprise						15,500	7/1/2001
Notes: Service charge \$6.00/quarter. Connection fee: \$1,000/service and \$2,000/main line.											
<b>Edgartown, Town of</b>	\$260	\$259.50/year	Annually	NR	Y					Winter - 3,000 Summer - 13,000	2000
Notes: BOD charge of \$1000 per food serving establishment (including up to 25 seats). Over 25 seats \$10.00/seat BOD charge. Connection fee: \$50 residential and \$250 commercial.											
<b>Erving, Town of</b>	NA	NA	NA	NA						NR	NA
Notes: Sewer costs are partially deferred because 1 of 2 treatment plants is run by the paper mill. Sewer costs are obtained through taxes.											
<b>Everett, City of</b>	\$426	Ascending	Quarterly	General						NR	7/1/2000
Notes: 0-30 HCF - \$3.55/HCF; 31-60 HCF - \$4.39/HCF; 61-100 HCF - \$5.00/HCF; over 100 HCF - \$5.55/HCF. Per MWRA Survey.											

<b>Community</b>	<b>Typical Annual Homeowner's Cost</b>	<b>Sewer Rate</b>	<b>Billing Cycle</b>	<b>Funding</b>	<b>Separate Business Rate</b>	<b>Seasonal Rate</b>	<b>Elderly Discounts</b>	<b>Low Income Discounts</b>	<b>Early Payment Discounts</b>	<b>Population Served</b>	<b>Last Rate Change</b>
<b>Fairhaven, Town of</b>	\$492	\$4.10/HCF	Biannually	Enterprise						4,824	7/1/2001

Notes: Per MWRA Survey.

<b>Fall River, City of</b>	\$250	\$2.08/HCF	Quarterly	Enterprise	Y					90,000	7/1/2001
<b>Falmouth, Town of</b>	\$277	\$2.31/HCF	Biannually	NR						NR	NR

Notes: only 5% of community is sewered.

<b>Fitchburg, City of</b>	\$122	\$1.15/HCF	Quarterly	General						NR	6/1/2002
---------------------------	-------	------------	-----------	---------	--	--	--	--	--	----	----------

Notes: Minimum charge of \$11.05 includes first 1,300 CF of usage. Connection fee: \$500 for residential.

<b>Foxborough, Town of</b>	\$316	Ascending	Biannually	Enterprise						16,500	10/1/1998
----------------------------	-------	-----------	------------	------------	--	--	--	--	--	--------	-----------

Notes: Semi-annual charges - Minimum charge of \$46.48 includes first 1,500 CF; plus 1,500-6,000 CF - \$24.79/1000CF; 6,000-15,000 CF - \$25.16/1000CF; over 15,000 CF - \$25.55/1000 CF. Quarterly and monthly rates imply same total cost to customer. Per 2001 Sewer Rate Survey.

<b>Framingham, Town of</b>	\$365	Ascending	Tri-annually	Enterprise			Y			65,000	6/2002
----------------------------	-------	-----------	--------------	------------	--	--	---	--	--	--------	--------

Notes: 1-156 HCF - \$3.04/HCF; 157-3,000 HCF - \$4.88/HCF; over 3,001 HCF - \$6.55/HCF. Large users get billed monthly. Per MWRA Survey.

<b>Franklin, Town of</b>	\$402	Ascending	Quarterly	Special Revenue				Y		30,198	6/30/2002
--------------------------	-------	-----------	-----------	-----------------	--	--	--	---	--	--------	-----------

Notes: 0-15 HCF - \$3.30/HCF; 16-40 HCF - \$3.40/HCF; 41+ HCF - \$4.00/HCF. Sewer usage for residences without municipal water costs \$90.00. Connection fee: \$310.

<b>Community</b>	<b>Typical Annual Homeowner's Cost</b>	<b>Sewer Rate</b>	<b>Billing Cycle</b>	<b>Funding</b>	<b>Separate Business Rate</b>	<b>Seasonal Rate</b>	<b>Elderly Discounts</b>	<b>Low Income Discounts</b>	<b>Early Payment Discounts</b>	<b>Population Served</b>	<b>Last Rate Change</b>
<b>Gardner, City of</b>	\$240	\$2.00/HCF	Quarterly	Enterprise						20,000	4/1/1999
Notes: Based on metered water usage - \$37.80/quarter for homes with sewer only.											
<b>Gloucester, City of</b>	\$394	\$4.38/1000 gals.	Quarterly	Special Revenue						NR	7/1/2000
<b>Grafton, Town of</b>	\$158	\$1.75/1000 gals.	Quarterly	Enterprise						10,000	1996
Notes: Per 2001 Sewer Rate Survey.											
<b>Granby, Town of</b>	\$188	\$188/year	Biannually	NR						NR	1/1/1998
Notes: \$94 bill sent twice per year per Equivalent Dwelling Unit. Rates from 1999 Sewer Rate Survey.											
<b>Great Barrington, Town of</b>	\$160	\$160/year	Biannually	Enterprise						3,493	1/1/1999
Notes: Flat Fee. Connection fee: \$75 for residential and \$300 for commercial.											
<b>Greenfield, Town of</b>	\$331	\$2.76/HCF	Biannually	NR					Y	18,600	7/1/2002
Notes: Connection fee: \$100.											
<b>Groveland, Town of</b>	\$255	\$2.25/HCF	Biannually	General						630	NR
Notes: Base rate of \$35.00 per billing period includes first 1,900 CF of usage. Per 2001 Sewer Rate Survey.											

<b>Community</b>	<b>Typical Annual Homeowner's Cost</b>	<b>Sewer Rate</b>	<b>Billing Cycle</b>	<b>Funding</b>	<b>Separate Business Rate</b>	<b>Seasonal Rate</b>	<b>Elderly Discounts</b>	<b>Low Income Discounts</b>	<b>Early Payment Discounts</b>	<b>Population Served</b>	<b>Last Rate Change</b>
<b>Hadley, Town of</b>	\$396	\$3.30/HCF	Biannually	NR						4,500	1/1/1997
Notes: Per 2001 Sewer Rate Survey.											
<b>Hatfield, Town of</b>	\$290	\$290/year	Annually	Special Revenue			Y			NR	7/1/1996
Notes: Flat Fee. Per 2001 Sewer Rate Survey.											
<b>Haverhill, City of</b>	\$258	\$2.15/HCF	Quarterly	Enterprise					Y	60,000	2000
Notes: Connection fee \$200.											
<b>Hingham, Town of</b>	\$708	\$5.90/HCF	Biannually	General						6,200	5/1/2002
Notes: Connection fee: \$1,000 for existing houses and \$1,177.80 per added bedroom or for new houses.											
<b>Hinsdale, Town of</b>	\$120	\$120/year	Annually	NR						600 connections	1980
<b>Holbrook, Town of</b>	\$384	\$3.20/HCF	Biannually	General	Y					11,000	10/1/1996
<b>Holden, Town of</b>	\$526	Ascending	Quarterly	NR	Y					1,400	7/1/1999
Notes: Base rate of \$20.988 per billing period included first 500 CF of usage; 501-1,500 CF - \$3.942/HCF; 1,501-3,000 CF - \$4.734/HCF; 3,001-5,000 CF - \$5.67/HCF; over 5,000 CF - \$6.822/HCF. Per 2001 Sewer Rate Survey.											

<b>Community</b>	<b>Typical Annual Homeowner's Cost</b>	<b>Sewer Rate</b>	<b>Billing Cycle</b>	<b>Funding</b>	<b>Separate Business Rate</b>	<b>Seasonal Rate</b>	<b>Elderly Discounts</b>	<b>Low Income Discounts</b>	<b>Early Payment Discounts</b>	<b>Population Served</b>	<b>Last Rate Change</b>
<b>Holyoke, City of</b>	\$176	\$1.95/1000 gals.	Quarterly	Enterprise						NR	1990
<b>Hopedale, Town of</b>	\$290	\$2.42/HCF	Quarterly	Enterprise						6,000	12/1/1997
Notes: Connection fee: \$500.											
<b>Hopkinton, Town of</b>	\$482	\$4.02/HCF	Biannually	Enterprise						9,000	1996
<b>Hudson, Town of</b>	\$223	\$1.86/HCF	Quarterly	General						NR	7/1/2002
Notes: Per MWRA Survey.											
<b>Hull, Town of</b>	\$480	\$3.50/HCF	Biannually	Enterprise						12,000	7/1/2002
Notes: Service charge per bill of \$30.00.											
<b>Huntington, Town of</b>	\$330	\$330/year	Biannually	General						1,050	8/1/2002
Notes: Flat fee; \$750 tie-in fee.											
<b>Ipswich, Town of</b>	\$452	\$3.77/HCF	Monthly	Special Revenue						NR	7/31/2000
Notes: Connection fee: \$500.											
<b>Lancaster, Town of</b>	\$264	\$2.20/HCF	Quarterly	NR						NR	10/1/1997
Notes: Rates from 1999 Sewer Rate Survey.											

<b>Community</b>	<b>Typical Annual Homeowner's Cost</b>	<b>Sewer Rate</b>	<b>Billing Cycle</b>	<b>Funding</b>	<b>Separate Business Rate</b>	<b>Seasonal Rate</b>	<b>Elderly Discounts</b>	<b>Low Income Discounts</b>	<b>Early Payment Discounts</b>	<b>Population Served</b>	<b>Last Rate Change</b>
<b>Lanesborough, Town of</b>	\$134	\$134/year	Annually	NR						NR	1999

Notes: Flat Fee. Rates from 1999 Sewer Rate Survey.

<b>Lawrence, City of</b>	\$168	Ascending	Quarterly	General	Y					NR	1993
--------------------------	-------	-----------	-----------	---------	---	--	--	--	--	----	------

Notes: 1-57,500 CF - \$1.40/HCF; over 57,500 CF - \$2.64/HCF.

<b>Lee, Town of</b>	\$276	\$276/year	Biannually	Special Revenue	Y				Y	5,100	2002
---------------------	-------	------------	------------	-----------------	---	--	--	--	---	-------	------

Notes: Flat rate of \$276.00 is billed in two installments of \$138.00 each in January and July. Sewer rate is based on 95,000 gallons annually. Connection fee: \$250.

<b>Leicester - Leicester Sewer District</b>	\$540	Ascending	Quarterly	Special Revenue Enterprise						3,100	4/1/1996
---	-------	-----------	-----------	----------------------------	--	--	--	--	--	-------	----------

Notes: Minimum charge of \$60.00 per bill includes first 1,000 CF of usage; 1,000-7,500 CF - \$3.75/HCF; over 7,500 CF - \$4.25/HCF. Per 2001 Sewer Rate Survey.

<b>Leicester - Rochdale/Oxford Sewer District</b>	\$400	\$400/year	Quarterly	Enterprise	Y				Y	2,900	7/1995
---	-------	------------	-----------	------------	---	--	--	--	---	-------	--------

Notes: Flat fee. Business rates - 6 employees at a business is equal to 1 housing unit. Nursing homes rate - \$6.00/1000 gals. \$5.00 off per bill if paid within 30 days. Connection fee: \$3,000.

<b>Lenox, Town of</b>	\$310	\$3.44/1000 gals.	Biannually	Enterprise						6,000	5/1/2000
-----------------------	-------	-------------------	------------	------------	--	--	--	--	--	-------	----------

Notes: Per 2001 Sewer Rate Survey.

<b>Community</b>	<b>Typical Annual Homeowner's Cost</b>	<b>Sewer Rate</b>	<b>Billing Cycle</b>	<b>Funding</b>	<b>Separate Business Rate</b>	<b>Seasonal Rate</b>	<b>Elderly Discounts</b>	<b>Low Income Discounts</b>	<b>Early Payment Discounts</b>	<b>Population Served</b>	<b>Last Rate Change</b>
<b>Leominster, City of</b>	\$160	\$1.30/HCF	Quarterly	Special Revenue						NR	7/1/2001
Notes: \$14.00 for first 10 HCF. Per MWRA Survey.											
<b>Lexington, Town of</b>	\$727	Ascending	Biannually	Enterprise				Y		NR	7/22/2002
Notes: 1-20 HCF - \$4.66/HCF; 21-40 HCF \$5.76/HCF; 41-80 HCF - \$7.75/HCF; 81HCF and up - \$12.51/HCF. Per MWRA Survey.											
<b>Longmeadow, Town of</b>	\$192	\$1.60/HCF	Biannually	Special Revenue						15,400	7/2002
Notes: Connection fee \$14.50/ft.											
<b>Lowell, City of</b>	\$218	Ascending	Quarterly	Enterprise						110,000	10/1/2000
Notes: Minimum charge per bill is \$25.47. 0-5,000 CF - \$1.819/HCF; 5,001-10,000 CF - \$1.966/HCF; 10,001-20,000 CF - \$2.006/HCF; 20,001-500,000 CF - \$2.048/HCF; over 500,000 CF - \$2.088/HCF.											
<b>Ludlow, Town of</b>	\$137	\$11.50/1000CF	Annually	NA						20,000	7/1/2000
Notes: Well accounts get billed \$44.10 per person living in household. Minimum charge of \$44.50 annually includes first 4,000 CF of usage. Per 2001 Sewer Rate Survey.											
<b>Lynn, City of</b>	\$456	Ascending	Quarterly	Enterprise						NR	7/1/2002
Notes: 0-2,740 CF - \$3.80/HCF; 2,741-7,305 CF - \$3.81/HCF; 7,306-281,245 CF - \$3.82/HCF; over 281,246 CF - \$3.83/HCF.											

<b>Community</b>	<b>Typical Annual Homeowner's Cost</b>	<b>Sewer Rate</b>	<b>Billing Cycle</b>	<b>Funding</b>	<b>Separate Business Rate</b>	<b>Seasonal Rate</b>	<b>Elderly Discounts</b>	<b>Low Income Discounts</b>	<b>Early Payment Discounts</b>	<b>Population Served</b>	<b>Last Rate Change</b>
<b>Malden, City of</b>	\$397	Ascending	Quarterly	Enterprise						55,000	5/31/2002
Notes: Quarterly Minimum charge of \$7.50 includes 500 CF. 500-2,500 CF - \$3.23/HCF; 2,501-37,500 CF - \$5.45/HCF; over 37,500 CF - \$6.01/HCF. Per MWRA Survey.											
<b>Manchester, Town of</b>	\$1,056	\$8.80/HCF	Quarterly	Enterprise			Y			3,200	7/1/2002
Notes: Connection fee: \$100.											
<b>Mansfield, Town of</b>	\$324	Ascending	Quarterly	General	Y		Y		Y	21,300	5/1/2002
Notes: \$27.01/1000 CF up to 3000 CF; \$28.62/1000 CF 3,001-4,500 CF; \$30.95/1000 CF - 4,501-6,000 CF; \$34.03/1000 CF over 6000 CF. Commercial billed monthly. Based on 85% of water consumption unless there is separate meter for outside watering, then 100% of house (inside) usage.											
<b>Marblehead, Town of</b>	\$507	Ascending	Quarterly	Enterprise						20,000	7/1/2002
Notes: 0-30 HCF - \$4.10/HCF; over 30 HCF - \$4.40/HCF. \$3.75 Administration Charge - billed quarterly.											
<b>Marion, Town of</b>	\$288	Ascending	Biannually	NR						2,550	11/1/2002
Notes: 0-10,000 CF - \$24.00/1000CF; over 10,000 CF - \$54.00/1000CF.											
<b>Marlborough, City of</b>	\$336	\$2.80/HCF	Quarterly	NR						33,000	7/1/2001
Notes: Larger users billed monthly.											

<b>Community</b>	<b>Typical Annual Homeowner's Cost</b>	<b>Sewer Rate</b>	<b>Billing Cycle</b>	<b>Funding</b>	<b>Separate Business Rate</b>	<b>Seasonal Rate</b>	<b>Elderly Discounts</b>	<b>Low Income Discounts</b>	<b>Early Payment Discounts</b>	<b>Population Served</b>	<b>Last Rate Change</b>
<b>Marshfield, Town of</b>	\$440	\$440/year	Biannually	Enterprise	Y			Y		NR	8/1/1999

Notes: 2 phases of residential cost: Phase 1 capital cost of \$50.00 per bill tied to bonding; Phase 2 - \$170.00 biannual fee. Business rates are \$3.37/HCF.

<b>Mattapoisett, Town of</b>	\$480	\$4.00/HCF	Biannually	General						1,450	7/2002
------------------------------	-------	------------	------------	---------	--	--	--	--	--	-------	--------

Notes: Base charge of \$80.00 per billing period includes first 2,000 CF of usage. Connection fee: \$5,000/unit.

<b>Maynard, Town of</b>	\$264	\$2.20/HCF	Biannually	NR						NR	1992
-------------------------	-------	------------	------------	----	--	--	--	--	--	----	------

Notes: Minimum charge of \$44.00 per bill. Rates from 1999 Sewer Rate Survey.

<b>Medfield, Town of</b>	\$250	\$3.70/1000 gals.	Biannually	Enterprise						NR	1993
--------------------------	-------	-------------------	------------	------------	--	--	--	--	--	----	------

Notes: Residential customer are billed based on 75% of their metered water while commercial customers are billed based on 100% of metered water. Connection fee: \$200 for existing homes and \$2,000 for new construction.

<b>Medford, City of</b>	\$588	\$4.90/HCF	Quarterly	Enterprise			Y			15,000	12/18/2001
-------------------------	-------	------------	-----------	------------	--	--	---	--	--	--------	------------

Notes: Per MWRA Survey.

<b>Medway, Town of</b>	\$138	\$1.17/HCF	Biannually	General						NA	5/1/2002
------------------------	-------	------------	------------	---------	--	--	--	--	--	----	----------

Notes: Minimum charge \$22.00 up to 2,000 CF. \$70.00 flat fee if not metered. Connection fee: \$25.

<b>Community</b>	<b>Typical Annual Homeowner's Cost</b>	<b>Sewer Rate</b>	<b>Billing Cycle</b>	<b>Funding</b>	<b>Separate Business Rate</b>	<b>Seasonal Rate</b>	<b>Elderly Discounts</b>	<b>Low Income Discounts</b>	<b>Early Payment Discounts</b>	<b>Population Served</b>	<b>Last Rate Change</b>
<b>Melrose, City of</b>	\$551	\$5.10/HCF	Quarterly	Enterprise			Y	Y		28,100	7/1/2002
Notes: Based on 90% water usage. Per MWRA Survey.											
<b>Merrimac, Town of</b>	\$405	\$4.50/1000 gals.	Quarterly	Special Revenue						1,231	10/1/1999
Notes: Minimum charge of \$34.00 per quarter. Connection fee: \$2,200 per unit.											
<b>Methuen, Town of</b>	\$235	\$1.96/HCF	Quarterly	Enterprise	Y		Y		Y	40,000	7/1/1999
Notes: Business rate is \$2.04/HCF. Connection fee: \$500 per unit.											
<b>Middleborough, Town of</b>	\$208	Ascending	Quarterly	Enterprise			Y			6,500	7/1/1997
Notes: Service charge of \$17.78 per billing for first 500 CF (5/8" meter); 501-2,500 CF - \$1.24/HCF; 2,501 - 25,000 CF - \$1.89/HCF; over 25,000 CF - \$2.85/HCF. Connection fee: \$125 for residential.											
<b>Milford, Town of</b>	\$237	\$0.01979/CF	Biannually	Enterprise	Y					27,000	7/1/1999
Notes: Based on winter usage. Per 2001 Sewer Rate Survey.											
<b>Millbury, Town of</b>	\$248	\$2.76/1000 gals.	Biannually	Enterprise						9,800	2/2002
Notes: Connection fee: \$50 for residential.											

<b>Community</b>	<b>Typical Annual Homeowner's Cost</b>	<b>Sewer Rate</b>	<b>Billing Cycle</b>	<b>Funding</b>	<b>Separate Business Rate</b>	<b>Seasonal Rate</b>	<b>Elderly Discounts</b>	<b>Low Income Discounts</b>	<b>Early Payment Discounts</b>	<b>Population Served</b>	<b>Last Rate Change</b>
<b>Millis, Town of</b>	\$238	Ascending	Quarterly	NR						NR	7/1/2002
Notes: Minimum charge of \$17.71 per bill. 0 - 25,000 gals. - \$2.64/1000 gals.; over 25,001 gals. - \$3.79/1000 gals. Connection fee: \$1,300.											
<b>Milton, Town of</b>	\$802	\$7.79/HCF	Quarterly	Special Revenue						NR	8/15/2002
Notes: Minimum charge of \$13.50 per quarter includes first 600 CF of usage. Connection fee: \$1,000 per new connection.											
<b>Monson, Town of</b>	\$185	\$185/year	Quarterly	NA	Y					NR	4/1/2002
Notes: Flat fee. Businesses and large volume contributors are charged \$2.53/1000 gals.											
<b>Montague, Town of</b>	\$366	\$4.07/1000 gals.	Biannually	NR	Y					NR	2000
Notes: Billed once/year payable in 2 installations. Minimum bill of \$25.00 per period. For unmetered customers flat rate is \$229.11 for 12 months. Rates from 1999 Sewer Rate Survey.											
<b>Nahant, Town of</b>	\$780	\$6.50/HCF	Tri-annually	General						NR	7/1/2002
Notes: Per MWRA Survey.											
<b>Nantucket, Town of</b>	\$196	\$0.886/HCF	Quarterly	NR						NR	1994
Notes: Service charge of \$22.50 per bill. For houses not on town water a flat rate of \$37.50 per quarter (up to 3 bedrooms) applies, \$6.00 for each additional bedroom. Rates from 1999 Sewer Rate Survey.											

<b>Community</b>	<b>Typical Annual Homeowner's Cost</b>	<b>Sewer Rate</b>	<b>Billing Cycle</b>	<b>Funding</b>	<b>Separate Business Rate</b>	<b>Seasonal Rate</b>	<b>Elderly Discounts</b>	<b>Low Income Discounts</b>	<b>Early Payment Discounts</b>	<b>Population Served</b>	<b>Last Rate Change</b>
<b>Natick, Town of</b>	\$777	Descending	Quarterly	Special Revenue			Y			15,000	1/1/2002
Notes: 0-7 HCF - \$26.30; over 8 HCF - \$7.30/HCF. Per MWRA Survey.											
<b>Needham, Town of</b>	\$731	Ascending	Quarterly	Enterprise						30,000	10/1/2001
Notes: 0-1,500 CF - \$5.62/HCF; 1,501-3,000 CF - \$6.57/HCF; 3,001-5,000 CF - \$7.93/HCF; over 5,000 CF - \$8.75/HCF. Per MWRA Survey.											
<b>New Bedford, City of</b>	\$424	\$2.95/HCF	Monthly	Enterprise						106,000	7/1/1999
Notes: TSS Surcharge 10 cents/pound for septage. Service charge of \$70/year or \$5.83/month.											
<b>Newburyport, City of</b>	\$400	\$3.00/HCF	Biannually	Special Revenue						17,500	7/1/2002
Notes: Minimum fee per bill of \$50.00 includes first 1,000 CF of usage. Commercial customer are bill quarterly. Newburyport reports that average actual bill is approximately \$290 - \$300.											
<b>Newton, City of</b>	\$530	Ascending	Quarterly	Enterprise				Y		NR	7/11/2002
Notes: 0-20 HCF - \$4.14/HCF; 21-70 HCF - \$4.97/HCF; over 70 HCF - \$5.96/HCF. Per MWRA Survey.											
<b>North Adams, City of</b>	NA	NA	NA	NA						NR	NA
Notes: Sewer costs are obtained through taxes.											

<b>Community</b>	<b>Typical Annual Homeowner's Cost</b>	<b>Sewer Rate</b>	<b>Billing Cycle</b>	<b>Funding</b>	<b>Separate Business Rate</b>	<b>Seasonal Rate</b>	<b>Elderly Discounts</b>	<b>Low Income Discounts</b>	<b>Early Payment Discounts</b>	<b>Population Served</b>	<b>Last Rate Change</b>
<b>North Andover, Town of</b>	\$445	Ascending	Quarterly	Enterprise						17,500	7/1/2002
Notes: 0-20 HCF - \$3.26/HCF; over 21 HCF - \$4.60/HCF. Connection fee: \$1,000.											
<b>North Attleboro, Town of</b>	\$153	\$1.16/HCF	Biannually	General						25,000	1/2002
Notes: Minimum charge of \$30.00/bill per unit includes first 2,000 CF of usage. Commercial customers are billed monthly. Connection fee: \$990.											
<b>North Brookfield, Town of</b>	\$470	\$470/year	Biannually	Enterprise	Y					2,900	7/1/2002
Notes: Flat fee based on 120,000 gallons annually. Commercial customers are generally considered multiple units generally 2 or 4 EDU's. Connection fee: \$1,500.											
<b>Northampton, City of</b>	\$391	\$3.26/HCF	Biannually	Enterprise						29,000	7/1/2002
Notes: Connection fee: \$300-\$500.											
<b>Northborough, Town of</b>	\$325	Ascending	Biannually	Enterprise						1,200	1999
Notes: 0-4,000 CF - \$26.75/1000 CF; 4,001-12,000 CF - \$27.75/1000 CF; over 12,000 - \$29.00/1000 CF. Connection fee: \$6,400.											
<b>Northbridge, Town of</b>	\$361	\$3.44/HCF	Quarterly	Enterprise						10,000	7/1/2002
Notes: \$55.84 for first 2,000 CF. Connection fee: \$700 for existing residential; \$6,000 for new single family residence.											

<b>Community</b>	<b>Typical Annual Homeowner's Cost</b>	<b>Sewer Rate</b>	<b>Billing Cycle</b>	<b>Funding</b>	<b>Separate Business Rate</b>	<b>Seasonal Rate</b>	<b>Elderly Discounts</b>	<b>Low Income Discounts</b>	<b>Early Payment Discounts</b>	<b>Population Served</b>	<b>Last Rate Change</b>
<b>Northfield, Town of</b>	\$265	\$264.70/year	Annually	General						1,400	8/15/2000
Notes: Flat fee. Connection fee: \$2,000.											
<b>Norton, Town of</b>	\$297	\$2.75/HCF	Biannually	General						900	1999
Notes: Minimum bill: \$49.50. Residential customer billed based on 90% of metered water.											
<b>Norwood, Town of</b>	\$447	Ascending	Bimonthly	General						28,700	7/1/2002
Notes: Based on 60% metered water usage. 0-600 CF - \$4.28/HCF; over 600 CF - \$8.14/HCF. Industrial customers billed monthly.											
<b>Oak Bluffs, Town of</b>	\$1,020	Ascending	Annually	NR						Winter - 3,000 Summer - 10,000	NR
Notes: \$0.010/gals. - 0-40,000 gals.; \$0.012/gals. - 40,001-80,000 gals.; \$0.014/gals. - 80,001-120,000 gals.; \$0.016/gals. - 120,001-160,000 gals.; \$0.018/gals. - 160,001-200,000 gals.; \$0.020/gals. - 200,001-240,000 gals.; \$0.022/gals. - 240,001-280,000 gals.; \$0.024/gals. - 280,001-320,000 gals.; \$0.026/gals. - 320,001-360,000 gals.; \$0.028/gals. - 360,001-400,000+ gals.											
<b>Orange, Town of</b>	\$225	\$1.85/HCF	Quarterly	General						3,900	7/1/1998
Notes: \$2.50 includes first 100 CF. Connection fees: Residential: \$50/bedroom; Industrial: \$33.75/1000 sq. ft.; Commercial \$22.75/1000 sq. ft. Per 2001 Sewer Rate Survey.											
<b>Palmer, Town of</b>	\$235	\$235/year	Annually	General			Y			11,000	11/1/2001
Notes: Flat fee. Based on 73,000 gallons annually. Connection fee: \$150.											

<b>Community</b>	<b>Typical Annual Homeowner's Cost</b>	<b>Sewer Rate</b>	<b>Billing Cycle</b>	<b>Funding</b>	<b>Separate Business Rate</b>	<b>Seasonal Rate</b>	<b>Elderly Discounts</b>	<b>Low Income Discounts</b>	<b>Early Payment Discounts</b>	<b>Population Served</b>	<b>Last Rate Change</b>
<b>Peabody, City of</b>	\$356	Ascending	Quarterly	General	Y		Y		Y	46,500	3/1/2003
Notes: 1 unit = 748 gallons = 1 HCF. Ascending rates are 0-15 units - \$2.83/unit; over 15 units - \$3.11/unit. Commercial rates are 0-15 units - \$3.25/unit; over 15 units - \$3.59/unit. Receives wholesale wastewater services from South Essex Sewerage District.											
<b>Pepperell, Town of</b>	\$420	Ascending	Biannually	Enterprise	Y					NR	9/1/2001
Notes: Minimum charge of \$87.50 per billing includes first 2,500 CF. 2,501-6,000 CF - \$0.035/CF; 6,001-12,000 CF - \$0.040/ CF; 12,001-18,000 CF - \$0.045/CF; 18,001+ CF \$0.050/CF.											
<b>Pittsfield, City of</b>	\$118	\$0.987/HCF	Quarterly	NR						NR	5/1/1999
Notes: Minimum charge \$5.00 per billing. Per 2001 Sewer Rate Survey.											
<b>Plainville, Town of</b>	\$383	\$5.00/1000 gals.	Biannually	General						7,500	7/1/2002
Notes: Sewer rate is based on 85% water usage for residential use; 100% for commercial/industrial use. Connection fee: \$200 per unit.											
<b>Plymouth, Town of</b>	\$386	Ascending	Biannually	Enterprise General						13,000	5/30/2000
Notes: Minimum charge of \$124.80 includes first 4,000 CF of usage; 4,001-10,000 CF - \$3.41/HCF; over 10,000 CF - \$3.68/HCF. Per 2001 Sewer Rate Survey.											
<b>Quincy, City of</b>	\$475	\$5.66/HCF	Quarterly	General		Y	Y	Y		88,000	7/1/2002
Notes: Connection fee: \$300. Based on 70% of water usage. Per MWRA Survey.											

<b>Community</b>	<b>Typical Annual Homeowner's Cost</b>	<b>Sewer Rate</b>	<b>Billing Cycle</b>	<b>Funding</b>	<b>Separate Business Rate</b>	<b>Seasonal Rate</b>	<b>Elderly Discounts</b>	<b>Low Income Discounts</b>	<b>Early Payment Discounts</b>	<b>Population Served</b>	<b>Last Rate Change</b>
<b>Randolph, Town of</b>	\$385	Ascending	Biannually	General						NR	7/1/2000
Notes: Minimum charge: \$5.00 per bill. 0-5,000 CF - \$2.97/HCF; over 5,000 CF - \$4.38/HCF. Per MWRA Survey.											
<b>Raynham, Town of</b>	\$192	\$192/year	Biannually	Enterprise	Y					1,000	1/1/2002
Notes: Flat fee of \$96.00 billed twice per year. Commercial rate -\$2.60/1000 gals.											
<b>Reading, Town of</b>	\$634	\$5.28/HCF	Quarterly	Enterprise					Y	23,800	8/1/2002
Notes: Per MWRA Survey.											
<b>Revere, City of</b>	\$503	\$4.19/HCF	Quarterly	NA	Y		Y	Y		47,500	7/1/2002
Notes: Business Rate: \$5.00 HCF.											
<b>Rockland, Town of</b>	\$342	\$2.85/HCF	Quarterly	Enterprise						14,000	7/1/2001
Notes: \$2,000 development fee.											
<b>Rockport, Town of</b>	\$536	\$5.95/1000 gals.	Quarterly	Enterprise			Y	Y		7,800	NR
<b>Russell, Town of</b>	\$380	\$380/year	Quarterly	Enterprise	Y					900	10/1/2002
Notes: Flat fee of \$95.00 per quarter. Connection fee: \$500.											

<b>Community</b>	<b>Typical Annual Homeowner's Cost</b>	<b>Sewer Rate</b>	<b>Billing Cycle</b>	<b>Funding</b>	<b>Separate Business Rate</b>	<b>Seasonal Rate</b>	<b>Elderly Discounts</b>	<b>Low Income Discounts</b>	<b>Early Payment Discounts</b>	<b>Population Served</b>	<b>Last Rate Change</b>
<b>Rutland, Town of</b>	\$378	\$1.95/HCF	Quarterly	Special Revenue						4,000	4/1/1996
Notes: \$28.00/quarter for Infiltration & Inflow Study fee. \$8.00/quarter for sewer repair fee. Connection fee: \$200.											
<b>Salem, City of</b>	\$424	\$3.53/HCF	Quarterly	Enterprise	Y					NR	7/1/2002
Notes: Business rates - 0-25,000 CF - \$5.34/HCF billed monthly; \$6.85/HCF over 25,000 CF. Per MWRA Survey.											
<b>Salisbury, Town of</b>	\$240	\$240/year	Quarterly	Enterprise		Y				4,200	1995
Notes: Quarterly bill of \$60.00; flat fee. Connection fee: \$350.											
<b>Saugus, Town of</b>	\$211	Ascending	Biannually	Enterprise						26,000	5/1/2002
Notes: Minimum charge of \$48.60 includes first 3,000 CF; 3,100-10,000 CF - \$1.89/HCF; 10,000-20,000 CF - \$2.16/HCF; 20,000-50,000 CF - \$2.43/HCF; over 50,000 CF - \$2.70/HCF. Per MWRA Survey.											
<b>Scituate, Town of</b>	\$404	\$3.37/HCF	Quarterly	Enterprise						3,300	NR
Notes: Per 2001 Sewer Rate Survey.											
<b>Shelburne, Town of</b>	\$355	\$0.0296/HCF	Annually	Enterprise						303 Households	2001
<b>Shrewsbury, Town of</b>	\$171	\$1.90/1000 gals.	Quarterly	NR	Y					NR	7/1/1991
Notes: Commercial rate is \$2.50/1000 gallons.											

<b>Community</b>	<b>Typical Annual Homeowner's Cost</b>	<b>Sewer Rate</b>	<b>Billing Cycle</b>	<b>Funding</b>	<b>Separate Business Rate</b>	<b>Seasonal Rate</b>	<b>Elderly Discounts</b>	<b>Low Income Discounts</b>	<b>Early Payment Discounts</b>	<b>Population Served</b>	<b>Last Rate Change</b>
<b>Somerset, Town of</b>	---	NA	NA	NA						NR	NA
Notes: Incorporated in taxes.											
<b>Somerville, City of</b>	\$475	Ascending	Quarterly	General						75,000	7/1/2002
Notes: Minimum charge is \$15.84. First 50 HCF - \$3.96/HCF; 51 - 100 HCF - \$4.14/HCF; over 100 HCF - \$4.31/HCF. Per MWRA Survey.											
<b>South Hadley, Town of</b>	\$150	\$150/year	Biannually	Enterprise	Y		Y			NR	9/1/1998
Notes: Residential customer billed twice per year \$75.00 each bill. Separate business rates if strength is >250ppm for BOD or TSS. EDU = Equivalent Dwelling Unit = 10,000 cf/year. Rates based on 100 HCF or 74,800 gals. annually. Connection fee: \$900.											
<b>Southbridge, Town of</b>	\$210	Ascending	Quarterly	Enterprise						15,000	1994
Notes: 0-8,000 CF - \$1.75/HCF; over 8,000 CF - \$2.00.HCF.											
<b>Spencer, Town of</b>	\$288	Ascending	Quarterly	Enterprise						5,000	4/1/2001
Notes: Minimum charge: \$36.00/quarter includes first 1,500 CF of usage. \$2.40/HCF next 3,500 CF; \$2.65/HCF next 3,000 CF; \$2.90/HCF over 8,000 CF. Town reports that actual residential bills are based on 107 HCF or 80,000 gallons per year. Connection fee: \$5,000 for single family.											
<b>Springfield, City of</b>	\$170	\$1.42/HCF	Quarterly	Special Revenue	Y		Y			NR	6/1/2002
Notes: Commercial rate: \$1.70/HCF. Per MWRA Survey.											

<b>Community</b>	<b>Typical Annual Homeowner's Cost</b>	<b>Sewer Rate</b>	<b>Billing Cycle</b>	<b>Funding</b>	<b>Separate Business Rate</b>	<b>Seasonal Rate</b>	<b>Elderly Discounts</b>	<b>Low Income Discounts</b>	<b>Early Payment Discounts</b>	<b>Population Served</b>	<b>Last Rate Change</b>
<b>Stockbridge, Town of</b>	\$234	\$1.95/HCF	Biannually	NR						2,400	7/1/1997
Notes: Minimum bill for 6 mos. of \$48.75 includes up to 2,500 CF. Non-metered residence have a flat fee structure - total of 137 users, billed biannually. Flat rates for sewer - 1&2 bedrooms \$75.00; 3 bedrooms Res. \$112.50; 4 bedrooms Res. \$137.50; 5 bedroom \$162.50. Per 2001 Sewer Rate Survey.											
<b>Stoneham, Town of</b>	\$750	\$6.25/HCF	Quarterly	Special Revenue			Y			23,000	7/1/2002
<b>Stoughton, Town of</b>	\$743	\$6.19/HCF	Quarterly	Enterprise						NR	3/2002
Notes: Minimum charge is \$48.28 per bill. Customers with private wells pay a flat charge of: \$123.91 per condominium, \$185.88 per private home. Per MWRA Survey.											
<b>Sturbridge, Town of</b>	\$264	\$2.20/HCF	Quarterly	Special Revenue						4,140	4/1/1998
<b>Sunderland, Town of</b>	\$205	\$205/year	Annually	Special Revenue						1,750	7/1/2000
Notes: Flat fee. Per 2001 Sewer Rate Survey.											
<b>Sutton, Town of</b>	\$278	\$278/year	Biannually	Enterprise	Y					2,800	1997
Notes: Flat fee.											
<b>Swampscott, Town of</b>	\$370	\$3.08/HCF	Biannually	Enterprise						NR	9/10/2002
<b>Taunton, City of</b>	\$178	\$178/year	Quarterly	NR	Y					200	7/2002

Notes: Residential is a flat fee and based on 90,000 gallons per year. Industrial rate is \$1.11/HCF. Connection fee: \$200 for residential.

<b>Community</b>	<b>Typical Annual Homeowner's Cost</b>	<b>Sewer Rate</b>	<b>Billing Cycle</b>	<b>Funding</b>	<b>Separate Business Rate</b>	<b>Seasonal Rate</b>	<b>Elderly Discounts</b>	<b>Low Income Discounts</b>	<b>Early Payment Discounts</b>	<b>Population Served</b>	<b>Last Rate Change</b>
<b>Templeton, Town of</b>	\$229	\$2.53/1000 gals.	Biannually	Enterprise					Y	1,000	7/1/1996
Notes: Minimum charge of \$90.00 per year includes first 35,000 gals.; over 35,000 gals. - \$2.53/1000 gals. Connection fee: \$5,000 if betterment has not been paid.											
<b>Tewksbury, Town of</b>	\$189	\$2.80/1000 gals.	Biannually	General						10,000	7/1/1992
Notes: Based on 75% of water consumption. Large commercial customers billed quarterly. Connection fee: \$800 for residential.											
<b>Tyngsborough, Town of</b>	\$248	\$248/year	Biannually	NR	Y					NR	1998
Notes: Flat Fee. Connection fee: \$7,500 for existing and \$15,000 for new.											
<b>Upton, Town of</b>	\$305	\$2.73/1000 gals.	Biannually	General						6,000	1994
Notes: Minimum charge of \$57.00/bill includes first 10,000 gals. of usage; over 10,000 gals. - \$2.73/1000 gals.											
<b>Uxbridge, Town of</b>	\$271	\$2.26/HCF	Biannually	Enterprise						NR	9/1/2000
Notes: Connection fee: \$831.											
<b>Wakefield, Town of</b>	\$740	\$5.50/HCF	Quarterly	Enterprise					Y	24,100	7/8/2002
Notes: Service charge of \$20.00/quarter. Per MWRA Survey.											

<b>Community</b>	<b>Typical Annual Homeowner's Cost</b>	<b>Sewer Rate</b>	<b>Billing Cycle</b>	<b>Funding</b>	<b>Separate Business Rate</b>	<b>Seasonal Rate</b>	<b>Elderly Discounts</b>	<b>Low Income Discounts</b>	<b>Early Payment Discounts</b>	<b>Population Served</b>	<b>Last Rate Change</b>
<b>Walpole, City of</b>	\$476	\$4.956/HCF	Quarterly	Special Revenue						12,000	7/1/2002
Notes: Based on 80% water usage. Connection fee: \$150 or \$926.											
<b>Waltham, City of</b>	\$421	Ascending	Quarterly	Enterprise						NR	1/1/2002
Notes: First 700 CF per month - \$3.32/HCF; 701-1,500 CF per month - \$3.95/HCF; 1,500-4,000 CF per month - \$4.60/HCF; over 4,000 CF per month - \$4.98/HCF. Per MWRA Survey.											
<b>Ware, Town of</b>	\$74	\$0.875/HCF	Quarterly	General						5,000	1986
Notes: Sewer bill based on 70% of water usage.											
<b>Wareham, Town of</b>	\$224	\$224/year	Biannually	NR						21,000 Winter 43,000 Summer	8/8/2000
Notes: Flat Fee.											
<b>Warren, Town of</b>	\$195	\$195/year	NR	Enterprise						2,500	NR
Notes: Flat fee. Doubles with each additional unit. Per 2001 Sewer Rate Survey.											
<b>Watertown, Town of</b>	\$590	Ascending	Biannually	Enterprise						NR	7/1/2002
Notes: 0-7,500 CF - \$4.92/HCF; 7,500-100,000 CF - \$5.72/HCF; over 100,000 CF - \$7.30/HCF. Per MWRA Survey.											

<b>Community</b>	<b>Typical Annual Homeowner's Cost</b>	<b>Sewer Rate</b>	<b>Billing Cycle</b>	<b>Funding</b>	<b>Separate Business Rate</b>	<b>Seasonal Rate</b>	<b>Elderly Discounts</b>	<b>Low Income Discounts</b>	<b>Early Payment Discounts</b>	<b>Population Served</b>	<b>Last Rate Change</b>
<b>Webster, Town of</b>	\$305	\$25.40/1000CF	Biannually	Enterprise	Y	Y	Y			15,000	1998
Notes: Per 2001 Sewer Rate Survey.											
<b>Wellesley, Town of</b>	\$546	\$4.25/HCF	Monthly	Enterprise						26,615	8/1/1999
Notes: Fixed fee of \$3.00/billing cycle.											
<b>West Boylston, Town of</b>	\$544	\$5.67/HCF	Quarterly	NR						NR	2001
Notes: Rate increases to \$7.71/HCF for greater than 2,500 CF. Sewer bill is based on 80% of water usage.											
<b>West Springfield, Town of</b>	\$155	\$1.29/HCF	Quarterly	General						28,000	7/1/1996
Notes: Sewer volume cap for residential unit is 1,500 CF/month or 4,500 CF/quarter. No volume cap for businesses. Excess pollution charges - BOD \$0.039/lb; suspended solids \$0.084/lb.											
<b>Westborough, Town of</b>	\$237	\$2.48/HCF	Biannually	General						18,000	7/1/1996
Notes: Minimum fee of \$30.50/billing cycle for sewer usage up to 1,250 CF. Sewer bill is based on 80% of water usage.											
<b>Westfield, City of</b>	\$146	\$146/year	Annually	Enterprise	Y		Y			NR	2002
Notes: Flat fee. Business rates are \$11.00/1000CF with a minimum charge of \$100.00.											

<b>Community</b>	<b>Typical Annual Homeowner's Cost</b>	<b>Sewer Rate</b>	<b>Billing Cycle</b>	<b>Funding</b>	<b>Separate Business Rate</b>	<b>Seasonal Rate</b>	<b>Elderly Discounts</b>	<b>Low Income Discounts</b>	<b>Early Payment Discounts</b>	<b>Population Served</b>	<b>Last Rate Change</b>
<b>Westminster, Town of</b>	\$468	\$5.00/1000 gals.	Biannually	General						NR	1/1/1998
Notes: Based on 115% of water usage. \$75.00 for for the first 20,000 gals. Connection fee: \$1,000 per housing unit.											
<b>Westwood, Town of</b>	\$646	Ascending	Quarterly	Enterprise						NR	9/1/2002
Notes: \$15.00 base charge for 5/8" meter. 0 -2,500 CF - \$4.50/HCF; 2,501 - 7000 CF - \$6.80/HCF; over 7,000 CF - \$12.50/HCF. Unmetered customers (wells) get billed a quarterly usage fee of \$127.50 = \$510 annually. Connection fee: \$300. Per MWRA Survey.											
<b>Weymouth, Town of</b>	\$669	Ascending	Quarterly	Enterprise						52,200	7/7/2001
Notes: Rates based on annual consumption. 0-10,800 CF - \$5.09/HCF; over 10,800 CF - \$8.74/HCF. Large customer billed monthly. Base fee dependent on meter size average size is 5/8" - \$3.65 charge per bill. Per MWRA Survey.											
<b>Whitman, Town of</b>	\$300	\$2.50/HCF	Biannually	Enterprise						14,000	1998
Notes: Billed November 15th and May 15th. Connection charge \$800.											
<b>Wilbraham, Town of</b>	\$316	\$2.63/HCF	Biannually	Enterprise	Y					NR	10/1/1999
Notes: Minimum charge: \$31.56 per bill includes up to 1,200 CF. Non-metered customers have a flat rate of \$157.60. Business rate = \$3.42/HCF.											
<b>Williamsburg, Town of</b>	\$240	\$2.00/HCF	Biannually	NR					Y	1,800	NR
Notes: Per 2001 Sewer Rate Survey.											

<b>Community</b>	<b>Typical Annual Homeowner's Cost</b>	<b>Sewer Rate</b>	<b>Billing Cycle</b>	<b>Funding</b>	<b>Separate Business Rate</b>	<b>Seasonal Rate</b>	<b>Elderly Discounts</b>	<b>Low Income Discounts</b>	<b>Early Payment Discounts</b>	<b>Population Served</b>	<b>Last Rate Change</b>
<b>Williamstown, Town of</b>	\$336	\$2.80/HCF	Quarterly	Enterprise				Y		7,326	7/1/1999
Notes: Per 2001 Sewer Rate Survey.											
<b>Wilmington, Town of</b>	\$308	\$2.57/HCF	Quarterly	General	Y					21,779	7/15/2002
Notes: Business rate = \$3.07/HCF.											
<b>Winchendon, Town of</b>	\$360	\$3.00/HCF	Biannually	Enterprise						2,900	2/2002
<b>Winchester, Town of</b>	\$270	Ascending	Quarterly	Enterprise	Y		Y	Y		20,500	7/1/2002
Notes: 0-15 HCF - \$1.04/HCF; 16-45 HCF - \$3.46/HCF; over 45 HCF - \$5.55/HCF. Commercial rates - 0-75 CF - \$4.09/HCF; over 75 CF - \$4.86/HCF. Connection fee: \$1,000 for new.											
<b>Winthrop, Town of</b>	\$557	\$4.64/HCF	Quarterly	Enterprise						NR	7/1/1998
<b>Woburn, City of</b>	\$234	\$234/per year	Biannually	Enterprise	Y		Y			36,000	7/1/1996
Notes: Flat fee billed in two installments of \$117.00. Nonresidential customers pay 304% of water bill (water is \$2.77/HCF translating to a sewer charge of \$8.42/HCF). Connection fee: \$1,000 for residential.											

Community	Typical Annual Homeowner's Cost	Sewer Rate	Billing Cycle	Funding	Separate Business Rate	Seasonal Rate	Elderly Discounts	Low Income Discounts	Early Payment Discounts	Population Served	Last Rate Change
Worcester, City of	\$182	\$1.90/HCF	Quarterly	Enterprise						165,000	7/1/2002

Notes: Sewer bill based on 80% of water usage with a 5/8" meter. Per MWRA Survey.

**Footnotes:**

1. Costs based on typical family using 90,000 gallons per year. (120 HCF)
2. The average annual cost includes the meter and service charges, where applicable.
3. HCF = hundred cubic foot
4. N/A = Not Available
5. NR = No Response