



2014 Massachusetts Water Rate Survey

Tighe & Bond is pleased to publish our [2014 Water Rate Survey](#) for communities in Massachusetts. The survey summarizes information from the following sources:

- Online and written survey responses
- The 2014 Annual Water and Sewer Retail Rate Survey published by the Community Advisory Board to the Massachusetts Water Resources Authority
- Telephone surveys
- Water supplier websites

Historically, the survey has presented an average annual homeowner's cost for each community that is calculated using the industry standard of 120 hundred cubic feet (or 90,000 gallons). We have continued this practice in the 2014 survey, however we have also included a second calculated value based on residential gallons per capita day (RGPCD) in the Massachusetts Department of Environmental Protection (MassDEP) reviewed performance standards for each public water supplier (2013), and data from the U.S. Census Bureau (www.census.gov/quickfacts, persons per household, 2009-2013). See next page for example calculation and Appendix for RGPCD data.

KEY FINDINGS

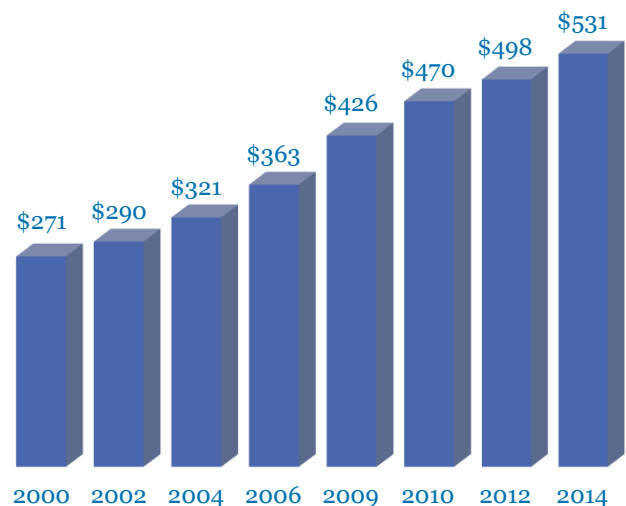
The cost of water is rising.

Annual water costs¹ in Massachusetts range from a low of \$112 to a high of \$1,566. **The 2014 average is \$531** and the median is \$503. Fifty five percent of survey respondents have increased their rates since our 2012 survey.

The average cost of water has increased by 6.6% since our last survey and has nearly doubled since 2000.

Approximately 80% of water suppliers assess a fixed or minimum charge on water bills, with 35% including some amount of water usage in the charge.

Twenty percent have a separate rate structure for businesses.



Annual Average Cost of Water

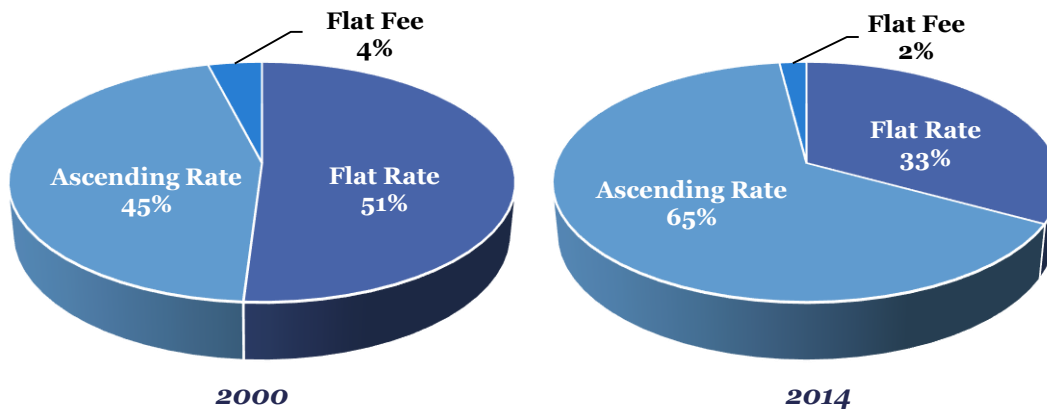
¹ Information based on historical standard.



2014 Massachusetts Water Rate Survey

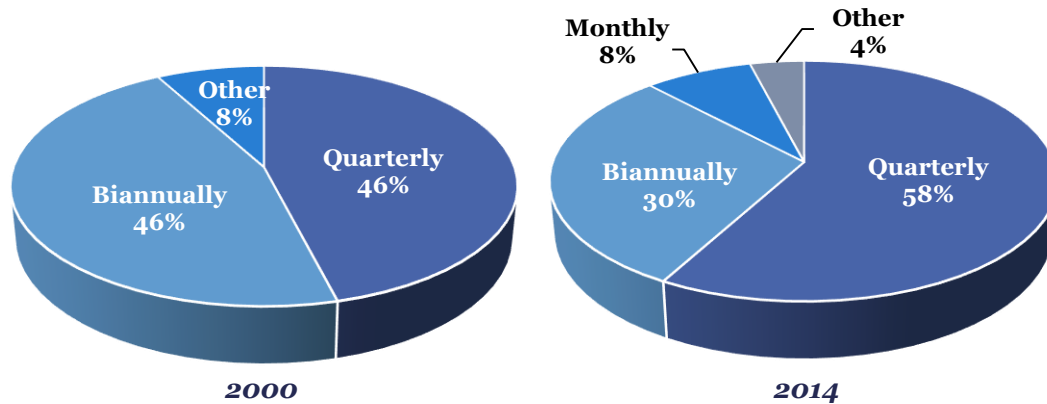
Rate Structures are changing.

The majority of Massachusetts water suppliers today use an *ascending rate structure*. Back in 2000, the majority (51%) used a flat rate structure and only 45% used an ascending rate structure.



Billing cycles are becoming more frequent.

In 2014, 58% of Massachusetts water suppliers use a quarterly billing cycle. In 2000, bills were typically sent out on a quarterly (46%) or biannual (46%) basis.



We hope that you find the water rate survey information useful; if you have any questions or we have incorrectly interpreted information regarding your rates, please contact Mary Beth Morris, P.E. at 413-572-3247 or mbmorris@tighebond.com. Tighe & Bond welcomes your suggestions to improve upon future surveys.

Calculation of Annual Homeowner's Cost based on RGPCD / Local Water Use Data.

- Residential Gallons per Capita Day (RGPCD) Water Use (gallons/person/day) x 2010 Census Persons per Household (persons) x 365 days/year = Gallons per Year
- Example using Abington/Rockland Joint Water Works:
 - 59 gallons/person/day x 2.74 persons x 365 days/year = 59,006 gallons per year
 - 59,006 gallons per year / (748 gallons/HCF) = 79 HCF per year
 - 79 HCF per year x \$3.75/HCF = \$296 + \$42/bill x 4 quarterly bills = \$464



Abington/Rockland Joint Water Works

Annual Cost (120 HCF)	Water Rate	System Ownership	Separate Business Rate	Billing Cycle	Last Rate Change	RGPCD	Persons per Household	Annual Local Water Use (gallons)	Annual Local Water Use (HCF)	Annual Cost Local Data
\$618	\$3.75/HCF	City/Town	No	Quarterly	12/1/12	59	2.74	59,006	79	\$464

Notes: Base charge: \$42.00 per billing. Per MWRA survey.

Acton Water Supply District

Annual Cost (120 HCF)	Water Rate	System Ownership	Separate Business Rate	Billing Cycle	Last Rate Change	RGPCD	Persons per Household	Annual Local Water Use (gallons)	Annual Local Water Use (HCF)	Annual Cost Local Data
\$561	Ascending	District/Authority	No	Quarterly	7/1/10	56	2.61	53,348	71	\$382

Notes: \$15.00 service charge per bill. Winter Rates (January and April bills) \$0.030/CF - 0 - 2,000CF; \$0.033/CF - 2,001 - 4,000CF; \$0.045/CF - 4,001 - 6,000CF; \$0.054/CF - Over 6,000CF. Summer Rates (July and October bills) - \$0.036/CF - 0 - 2,000CF; \$0.042/CF - 2,001 - 4,000CF; \$0.053/CF - 4,001 - 6,000CF; \$0.063/CF - Over 6,000CF. Separate municipal rate is \$0.032/CF. Bond debt fee of \$21.75/quarter per metered unit.

Adams Fire District

Annual Cost (120 HCF)	Water Rate	System Ownership	Separate Business Rate	Billing Cycle	Last Rate Change	RGPCD	Persons per Household	Annual Local Water Use (gallons)	Annual Local Water Use (HCF)	Annual Cost Local Data
\$356	\$3.95/1000 gals.	District/Authority	No	Quarterly	7/1/13	55	2.27	45,570	61	\$180

Notes: Town reports annual homeowner's cost at \$510, which includes water bill, customer charge, fire protection and street lighting.

Agawam, Town of

Annual Cost (120 HCF)	Water Rate	System Ownership	Separate Business Rate	Billing Cycle	Last Rate Change	RGPCD	Persons per Household	Annual Local Water Use (gallons)	Annual Local Water Use (HCF)	Annual Cost Local Data
\$317	Ascending	City/Town	Yes	Biannually	10/1/14	75	2.43	66,521	89	\$243

Notes: Service charge for each bill: \$35. \$1.90/HCF for first 4,000 CF; \$2.38/HCF for 4,001+ for residential. Also have irrigation rates. Per website.

Amesbury, Town of

Annual Cost (120 HCF)	Water Rate	System Ownership	Separate Business Rate	Billing Cycle	Last Rate Change	RGPCD	Persons per Household	Annual Local Water Use (gallons)	Annual Local Water Use (HCF)	Annual Cost Local Data
\$972	\$8.10/HCF	City/Town	No	Quarterly	1/1/15	49	2.44	43,639	58	\$473

Notes: Minimum charge: \$60.75 per billing includes 750 CF.

Amherst, Town of

Annual Cost (120 HCF)	Water Rate	System Ownership	Separate Business Rate	Billing Cycle	Last Rate Change	RGPCD	Persons per Household	Annual Local Water Use (gallons)	Annual Local Water Use (HCF)	Annual Cost Local Data
\$426	\$3.55/HCF	City/Town	No	Quarterly	7/1/15	55	2.58	51,794	69	\$145

Notes: Minimum charge \$10.20 includes 10 HCF. Connection fee: \$1000/house or \$1000/1" for non-residential.

Andover, Town of

Annual Cost (120 HCF)	Water Rate	System Ownership	Separate Business Rate	Billing Cycle	Last Rate Change	RGPCD	Persons per Household	Annual Local Water Use (gallons)	Annual Local Water Use (HCF)	Annual Cost Local Data
\$372	\$3.10/HCF	City/Town	No	Quarterly	5/1/14	74	2.68	72,387	97	\$300

Aquarion Water Co. (Cohasset (North Cohasset), Hingham, Hull)

Annual Cost (120 HCF)	Water Rate	System Ownership	Separate Business Rate	Billing Cycle	Last Rate Change	RGPCD	Persons per Household	Annual Local Water Use (gallons)	Annual Local Water Use (HCF)	Annual Cost Local Data
\$940	Ascending	Private (Non-Municipal)	Yes	Quarterly or Monthly	4/2012	65	2.6575	63,049	84	\$738

Notes: Service charge: 5/8 meter - \$46.83 per quarter. Also pay \$30.75 quarterly surcharge (5/8"). \$2.874/HCF for first 12 HCF; \$3.915/HCF over 12 HCF for quarterly billing. Consumption charge of \$0.7342/HCF for water treatment facility lease and \$1.0119/HCF for O&M. Per website.

Aquarion Water Co. (Millbury & Oxford)

Annual Cost (120 HCF)	Water Rate	System Ownership	Separate Business Rate	Billing Cycle	Last Rate Change	RGPCD	Persons per Household	Annual Local Water Use (gallons)	Annual Local Water Use (HCF)	Annual Cost Local Data
\$608	Ascending	Private (Non-Municipal)	Yes	Quarterly or Monthly	4/1/12	55	2.605	52,295	70	\$411

Notes: Service charge: 5/8" meter - \$46.83 per quarter. \$3.841/1,000 gals. for first 9,000 gals.; \$5.233/1,000 gals. over 9,000 gals. for quarterly billing. Per website.

Arlington, Town of

Annual Cost (120 HCF)	Water Rate	System Ownership	Separate Business Rate	Billing Cycle	Last Rate Change	RGPCD	Persons per Household	Annual Local Water Use (gallons)	Annual Local Water Use (HCF)	Annual Cost Local Data
\$611	Ascending	City/Town	No	Quarterly	7/1/14	55	2.24	44,968	60	\$307

Notes: Base charge: \$5.35 per billing. \$4.75/HCF first 15 HCF; \$5.08/HCF, 16-30 HCF; \$6.16/ HCF over 30 HCF.

Ashburnham, Town of

Annual Cost (120 HCF)	Water Rate	System Ownership	Separate Business Rate	Billing Cycle	Last Rate Change	RGPCD	Persons per Household	Annual Local Water Use (gallons)	Annual Local Water Use (HCF)	Annual Cost Local Data
\$498	Ascending	City/Town	No	Quarterly	10/14/14	67	2.69	65,784	88	\$424

Notes: Base charge: \$40.00 per bill includes first 500 CF. \$2.00/HCF - 501 - 2,500 CF; \$2.50/HCF - 2,501 - 4,500 CF; \$4.90/HCF - above 4,500 CF. There is a water bond debt charged quarterly of \$32.00.

Ashland, Town of

Annual Cost (120 HCF)	Water Rate	System Ownership	Separate Business Rate	Billing Cycle	Last Rate Change	RGPCD	Persons per Household	Annual Local Water Use (gallons)	Annual Local Water Use (HCF)	Annual Cost Local Data
\$406	Ascending	City/Town	No	Quarterly	2/1/14	57	2.59	53,885	72	\$263

Notes: Base charge: \$16.00 per billing. \$2.60/HCF 0 - 10 HCF; \$2.97/HCF 10 - 40 HCF; \$4.40/HCF 40 - 90 HCF; \$5.45/HCF over 90 HCF. Per MWRA Survey.

Attleboro, City of

Annual Cost (120 HCF)	Water Rate	System Ownership	Separate Business Rate	Billing Cycle	Last Rate Change	RGPCD	Persons per Household	Annual Local Water Use (gallons)	Annual Local Water Use (HCF)	Annual Cost Local Data
\$536	\$4.47/HCF	City/Town	No	Quarterly	7/1/12	54	2.63	51,837	69	\$310

Notes: Commercial accounts are billed monthly. Per City website.

Avon, Town of

Annual Cost (120 HCF)	Water Rate	System Ownership	Separate Business Rate	Billing Cycle	Last Rate Change	RGPCD	Persons per Household	Annual Local Water Use (gallons)	Annual Local Water Use (HCF)	Annual Cost Local Data
\$368	Ascending	City/Town	No	Biannually		59	2.56	55,130	74	\$241

Notes: Base charge: \$50.00 minimum up to 1,400 CF; \$2.75/HCF - 1,401-8,000 CF; \$3.75/HCF - 8,001+ CF. Meter service fee: \$7.50. Used census data for Norfolk County.

Ayer, Town of

Annual Cost (120 HCF)	Water Rate	System Ownership	Separate Business Rate	Billing Cycle	Last Rate Change	RGPCD	Persons per Household	Annual Local Water Use (gallons)	Annual Local Water Use (HCF)	Annual Cost Local Data
\$309	Ascending	City/Town	No	Biannually	7/1/14	54	2.25	44,348	59	\$163

Notes: \$10.00 charge per bill. First 6,000 CF - \$2.41/HCF; 6,000 - 12,000 CF - \$3.00/HCF; over 12,000 CF - \$3.53/HCF. Per MWRA survey.

Barre, Town of

Annual Cost (120 HCF)	Water Rate	System Ownership	Separate Business Rate	Billing Cycle	Last Rate Change	RGPCD	Persons per Household	Annual Local Water Use (gallons)	Annual Local Water Use (HCF)	Annual Cost Local Data
\$840	\$0.070/CF	City/Town	Yes	Quarterly	6/2013	48	2.69	47,129	63	\$441

Notes: Minimum charge: \$70.00 per billing includes 1,000 CF. Per town website.

Bedford, Town of

Annual Cost (120 HCF)	Water Rate	System Ownership	Separate Business Rate	Billing Cycle	Last Rate Change	RGPCD	Persons per Household	Annual Local Water Use (gallons)	Annual Local Water Use (HCF)	Annual Cost Local Data
\$587	Ascending	City/Town	Yes	Biannually	7/1/14	59	2.62	56,422	75	\$311

Notes: Base charge \$17.50 per billing. \$1.40/HCF up to 20 HCF; \$6.20/HCF over 20 HCF. Per MWRA survey.

Bellingham, Town of

Annual Cost (120 HCF)	Water Rate	System Ownership	Separate Business Rate	Billing Cycle	Last Rate Change	RGPCD	Persons per Household	Annual Local Water Use (gallons)	Annual Local Water Use (HCF)	Annual Cost Local Data
\$631	Ascending	City/Town	No	Quarterly	7/1/14	59	2.66	57,283	77	\$483

Notes: Annual capital improvement charge: \$210. Quarterly service charge: \$19. \$3.55/1000 gals. - up to 6,000 gals.; \$3.95/1000 gals. - 6,001 - 25,000 gals.; \$4.40/1000 gals. over 25,000 gals.

Belmont, Town of

Annual Cost (120 HCF)	Water Rate	System Ownership	Separate Business Rate	Billing Cycle	Last Rate Change	RGPCD	Persons per Household	Annual Local Water Use (gallons)	Annual Local Water Use (HCF)	Annual Cost Local Data
\$783	Ascending	City/Town	No	Quarterly	7/1/12	68	2.54	63,043	84	\$572

Notes: Service charge: \$18.67 per billing for 5/8" meter, more for larger meters. \$5.90/HCF less than 3,000 CF; \$6.78/HCF for over 3,000 CF

Beverly, City of

Annual Cost (120 HCF)	Water Rate	System Ownership	Separate Business Rate	Billing Cycle	Last Rate Change	RGPCD	Persons per Household	Annual Local Water Use (gallons)	Annual Local Water Use (HCF)	Annual Cost Local Data
\$335	\$2.79/HCF	City/Town	No	Quarterly	7/1/14	49	2.36	42,209	56	\$157

Notes: Per MWRA survey.

Blackstone, Town of

Annual Cost (120 HCF)	Water Rate	System Ownership	Separate Business Rate	Billing Cycle	Last Rate Change	RGPCD	Persons per Household	Annual Local Water Use (gallons)	Annual Local Water Use (HCF)	Annual Cost Local Data
\$347	Ascending	City/Town	No	Biannually	2014	57	2.66	55,341	74	\$235

Notes: Base charge: \$60.00 per billing up to 10,000 gals.; \$3.25/1000 gals. - 10,001 - 50,000 gals.; \$4.50/1000 gals. - 50,001 - 100,000 gals.; \$6.00/1000 gals. - 100,001 - 999,999 gals. For those customers that are not metered there is a flat charge of \$94.77 billed semi-annually. Per Town website.

Boston Water and Sewer Commission

Annual Cost (120 HCF)	Water Rate	System Ownership	Separate Business Rate	Billing Cycle	Last Rate Change	RGPCD	Persons per Household	Annual Local Water Use (gallons)	Annual Local Water Use (HCF)	Annual Cost Local Data
\$571	Ascending	City/Town	No	Monthly	1/2014	41	2.34	35,018	47	\$218

Notes: First 19 CF/Day - \$4.664/HCF; next 20 CF - \$4.882/HCF; next 50 CF - \$5.084/HCF; next 260 CF - \$5.406/HCF; next 950 CF - \$5.640/HCF; over 1,299 CF - \$5.838/HCF. Per MRWA survey.

Bourne Water District

Annual Cost (120 HCF)	Water Rate	System Ownership	Separate Business Rate	Billing Cycle	Last Rate Change	RGPCD	Persons per Household	Annual Local Water Use (gallons)	Annual Local Water Use (HCF)	Annual Cost Local Data
\$312	\$2.75/1000 gals.	District/Authority	No	Biannually	3/2013	57	2.35	48,892	65	\$198

Notes: Customary charge: \$32.00 per billing.

Boylston Water District

Annual Cost (120 HCF)	Water Rate	System Ownership	Separate Business Rate	Billing Cycle	Last Rate Change	RGPCD	Persons per Household	Annual Local Water Use (gallons)	Annual Local Water Use (HCF)	Annual Cost Local Data
\$262	Ascending	District/Authority	No	Quarterly	6/2013	70	2.59	66,175	88	\$221

Notes: Minimum charge: \$35.00 per quarter includes 5,000 gals. \$1.75/1000 gals. up to 30,000 gals.; \$2.00/1000 gals. over 30,000 gals. Per website. Used census data for Worcester County.

Braintree, Town of

Annual Cost (120 HCF)	Water Rate	System Ownership	Separate Business Rate	Billing Cycle	Last Rate Change	RGPCD	Persons per Household	Annual Local Water Use (gallons)	Annual Local Water Use (HCF)	Annual Cost Local Data
\$487	Ascending	City/Town	No	Quarterly	6/2014	54	2.65	52,232	70	\$301

Notes: Service charge: \$16.75 per bill. 0 - 5 HCF - \$2.46/HCF; 5 - 35 HCF - \$3.71/HCF; 35 - 200 HCF - \$6.71/HCF; over 200 HCF - \$9.56/HCF. Per MWRA survey.

Bridgewater, Town of

Annual Cost (120 HCF)	Water Rate	System Ownership	Separate Business Rate	Billing Cycle	Last Rate Change	RGPCD	Persons per Household	Annual Local Water Use (gallons)	Annual Local Water Use (HCF)	Annual Cost Local Data
\$421	Ascending	City/Town	No	Biannually	2013	61	2.84	63,233	85	\$267

Notes: Base charge: \$25.00 per bill. \$1.83/HCF - 1 - 3,000 CF; \$4.35/HCF - 3,001 - 20,000 CF; \$5.68/HCF 20,000 CF over.

Brockton, City of

Annual Cost (120 HCF)	Water Rate	System Ownership	Separate Business Rate	Billing Cycle	Last Rate Change	RGPCD	Persons per Household	Annual Local Water Use (gallons)	Annual Local Water Use (HCF)	Annual Cost Local Data
\$443	Ascending	City/Town	No	Quarterly	7/1/08	63	2.81	64,616	86	\$288

Notes: Minimum charge: \$22.43/bill. 0 - 12.5 HCF - \$2.99/HCF; 12.5 - 25 HCF - \$3.81/HCF; 25 - 50 HCF - \$5.17/HCF; 50 - 100 HCF - \$5.62/HCF; 100 - 250 HCF - \$5.87/HCF; greater than 250 HCF - \$6.11/HCF. Per MWRA Survey.

Brookfield, Town of

Annual Cost (120 HCF)	Water Rate	System Ownership	Separate Business Rate	Billing Cycle	Last Rate Change	RGPCD	Persons per Household	Annual Local Water Use (gallons)	Annual Local Water Use (HCF)	Annual Cost Local Data
\$389	\$3.50/1000 gals.	City/Town	No	Biannually	NR	58	2.59	54,830	73	\$267

Notes: Base charge: \$55.00 includes first 5,000 gals. Used census data for Worcester County. Town reports average annual cost as \$242.

Brookline, Town of

Annual Cost (120 HCF)	Water Rate	System Ownership	Separate Business Rate	Billing Cycle	Last Rate Change	RGPCD	Persons per Household	Annual Local Water Use (gallons)	Annual Local Water Use (HCF)	Annual Cost Local Data
\$628	Ascending	City/Town	No	Quarterly	7/2014	58	2.27	48,056	64	\$337

Notes: Base charge: \$25.00. 0-7 HCF - \$1.75/HCF; > 7HCF - \$5.20/HCF. Per MWRA Survey.

Burlington, Town of

Annual Cost (120 HCF)	Water Rate	System Ownership	Separate Business Rate	Billing Cycle	Last Rate Change	RGPCD	Persons per Household	Annual Local Water Use (gallons)	Annual Local Water Use (HCF)	Annual Cost Local Data
\$197	Ascending	City/Town	Yes	Biannually	12/10/12	52	2.64	50,107	67	\$94

Notes: Base charge: \$37.00 per bill includes first 20,000 gals. \$2.00/1000 gals. - 20,001 - 30,000 gals.; \$2.75/1000 gals. - 30,001-50,000 gals.; \$3.50/1000 gals. - 50,001-70,000 gals.; \$4.50/1000 gals. - 70,001-90,000; \$4.75/1000 gals. - over 90,001 gals. Per town website.

Buzzards Bay Water District

Annual Cost (120 HCF)	Water Rate	System Ownership	Separate Business Rate	Billing Cycle	Last Rate Change	RGPCD	Persons per Household	Annual Local Water Use (gallons)	Annual Local Water Use (HCF)	Annual Cost Local Data
\$370	Ascending	District/Authority	No	Biannually	1/1/14	53	2.35	45,461	61	\$181

Notes: Six (6) month base charge: \$60.00 includes 15,000 gals.; \$3.95/1000 gals. 16,000 - 40,000 gals.; \$5.00/1000 gals. over 41,000 gals.

Cambridge, City of

Annual Cost (120 HCF)	Water Rate	System Ownership	Separate Business Rate	Billing Cycle	Last Rate Change	RGPCD	Persons per Household	Annual Local Water Use (gallons)	Annual Local Water Use (HCF)	Annual Cost Local Data
\$380	Ascending	City/Town	No	Quarterly	4/2012	52	2.05	38,909	52	\$157

Notes: Based on annual consumption: \$3.02/HCF up to 40 HCF; \$3.24/HCF - 41 - 400 HCF; \$3.44/HCF - 401 - 2,000 HCF; \$3.65/HCF - 2,001 - 10,000 HCF; \$3.96/HCF over 10,000 HCF. Per MWRA survey.

Canton, Town of

Annual Cost (120 HCF)	Water Rate	System Ownership	Separate Business Rate	Billing Cycle	Last Rate Change	RGPCD	Persons per Household	Annual Local Water Use (gallons)	Annual Local Water Use (HCF)	Annual Cost Local Data
\$610	Ascending	City/Town	No	Quarterly	7/1/14	54	2.53	49,866	67	\$285

Notes: Base charge: \$10.00. \$3.40/HCF up to 15 HCF; \$6.10/HCF - 16 - 40 HCF; \$10.07/HCF - 40 - 100 HCF; \$12.79/HCF over 100 HCF. Per MWRA survey.

Centerville-Osterville-Marstons Mills Water Department

Annual Cost (120 HCF)	Water Rate	System Ownership	Separate Business Rate	Billing Cycle	Last Rate Change	RGPCD	Persons per Household	Annual Local Water Use (gallons)	Annual Local Water Use (HCF)	Annual Cost Local Data
\$282	Ascending	City/Town	No	Biannually	7/1/14	66	2.21	53,239	71	\$176

Notes: Annual costs: account charge: \$60.00. \$1.00/1000 gals. - 0 - 20,000 gals; \$2.90/1000 gals. - 21,000 - 200,000 gals. \$3.95/1000 gals - over 200,000+ gals. Used census data for Barnstable County.

Chatham, Town of

Annual Cost (120 HCF)	Water Rate	System Ownership	Separate Business Rate	Billing Cycle	Last Rate Change	RGPCD	Persons per Household	Annual Local Water Use (gallons)	Annual Local Water Use (HCF)	Annual Cost Local Data
\$421	Ascending	City/Town	No	Quarterly	7/1/04	49	2.03	36,307	49	\$158

Notes: 2 Separate rates (Summer & Winter) - both rates have a min. usage fee based on meter size. Winter - \$26.25 includes 1,000 CF; \$2.75/HCF - 1,001 - 3,000CF; \$2.95/HCF - 3,001 - 5,000CF; \$3.15/HCF - over 5,000CF. Summer - \$41.25 includes 1,000 CF; \$4.40/HCF - 1,001 - 3,000 CF; \$4.65/HCF - 3,001 - 5,000 CF; \$4.90/HCF - over 5,000 CF.

Chelmsford North Water District

Annual Cost (120 HCF)	Water Rate	System Ownership	Separate Business Rate	Billing Cycle	Last Rate Change	RGPCD	Persons per Household	Annual Local Water Use (gallons)	Annual Local Water Use (HCF)	Annual Cost Local Data
\$420	\$4.50/1000 gals.	District/Authority	Yes	Biannually	7/1/13	52	2.56	48,589	65	\$369

Notes: Base charge: \$75.00 per billing includes 15,000 gals.

Chelmsford Water District

Annual Cost (120 HCF)	Water Rate	System Ownership	Separate Business Rate	Billing Cycle	Last Rate Change	RGPCD	Persons per Household	Annual Local Water Use (gallons)	Annual Local Water Use (HCF)	Annual Cost Local Data
\$609	Ascending	District/Authority	No	Quarterly	1/1/14	58	2.56	54,195	72	\$419

Notes: Bond Debt Fee: \$33.00 per billing. \$5.30/1000 gals. - 1 - 25,000 gals.; \$6.35/1000 gals - 25,001 - 50,000 gals; \$8.80/1000 gals. - over 50,001 gals.

Chelsea, City of

Annual Cost (120 HCF)	Water Rate	System Ownership	Separate Business Rate	Billing Cycle	Last Rate Change	RGPCD	Persons per Household	Annual Local Water Use (gallons)	Annual Local Water Use (HCF)	Annual Cost Local Data
\$492	Ascending	City/Town	No	Monthly	7/2013	44	3.07	49,304	66	\$270

Notes: \$4.10/HCF for 0-10 HCF; \$4.99/HCF for 10 - 50 HCF; \$5.97/HCF over 50 HCF. Per MWRA survey.

Chicopee, City of

Annual Cost (120 HCF)	Water Rate	System Ownership	Separate Business Rate	Billing Cycle	Last Rate Change	RGPCD	Persons per Household	Annual Local Water Use (gallons)	Annual Local Water Use (HCF)	Annual Cost Local Data
\$418	Ascending	City/Town	Yes	Quarterly	7/1/14	59	2.28	49,100	66	\$222

Notes: Minimum fee \$20.00/quarter. \$3.24/HCF for 0 - 10 HCF; \$3.60/HCF over 10 HCF.

Clarksburg - Briggsville Water District

Annual Cost (120 HCF)	Water Rate	System Ownership	Separate Business Rate	Billing Cycle	Last Rate Change	RGPCD	Persons per Household	Annual Local Water Use (gallons)	Annual Local Water Use (HCF)	Annual Cost Local Data
\$230	\$200/year	District/Authority	No	Quarterly	11/1/14					\$230

Notes: Services charge: \$7.50/quarter for water line repairs and maintenance. The southwest side of Town is serviced by North Adams, paying 11% of North Adams resident charges.

Clinton, Town of

Annual Cost (120 HCF)	Water Rate	System Ownership	Separate Business Rate	Billing Cycle	Last Rate Change	RGPCD	Persons per Household	Annual Local Water Use (gallons)	Annual Local Water Use (HCF)	Annual Cost Local Data
\$344	Ascending	City/Town	No	Quarterly	6/07	60	2.32	50,808	68	\$188

Notes: Minimum bill: \$56.60. \$5.66/HCF - 0 - 1,000CF; \$1.30/HCF - 1,001 - 3,000CF; \$2.90/HCF - 3,001 - 5,000CF; \$3.12/HCF - 5,001 - 20,000CF; \$3.35/HCF for over 20,000 CF. Clinton bills according to biannual usage. Per MWRA Survey.

Cohasset, Town of

Annual Cost (120 HCF)	Water Rate	System Ownership	Separate Business Rate	Billing Cycle	Last Rate Change	RGPCD	Persons per Household	Annual Local Water Use (gallons)	Annual Local Water Use (HCF)	Annual Cost Local Data
\$1,566	Ascending	City/Town	No	Quarterly	12/10/12	62	2.78	62,911	84	\$1,199

Notes: Base charge: \$187.00 per billing for capital recovery charge; \$5.11/HCF - 0 - 2,000CF; \$10.22/HCF - greater than 2,001 CF.

Colonial Water Company, Dover

Annual Cost (120 HCF)	Water Rate	System Ownership	Separate Business Rate	Billing Cycle	Last Rate Change	RGPCD	Persons per Household	Annual Local Water Use (gallons)	Annual Local Water Use (HCF)	Annual Cost Local Data
\$1,304	Ascending	Private (Non-Municipal)	NR	Monthly	1/1/12	72	3	78,840	105	\$1,166

Notes: For monthly bills: customer charge \$52.90; \$4.20/1000 gals. first 1,667 gals.; \$5.40/1000 gals. next 3,333 gals.; \$12.30/1000 gals. next 3,333 gals.; \$16.50/1000 gals. next 11,667 gals.; \$21.00/1000 gals. next 13,333 gals.; \$24.00/1000 gals. over 33,333 gals. Reported usage at 6,000 gals per month.

Concord, Town of

Annual Cost (120 HCF)	Water Rate	System Ownership	Separate Business Rate	Billing Cycle	Last Rate Change	RGPCD	Persons per Household	Annual Local Water Use (gallons)	Annual Local Water Use (HCF)	Annual Cost Local Data
\$563	Ascending	City/Town	Yes	Bimonthly	6/1/14	68	2.55	63,291	85	\$400

Notes: Service charge is \$0 (5/8" meter) and \$2.00 (3/4" meter); \$4.59/HCF - 0 - 24 HCF bimonthly (May 1 through October 31); \$9.18/HCF - 25 - 48 HCF bimonthly (May 1 through October 31); \$11.48/HCF over 48 HCF bimonthly. Non-residential year round: 0-50 HCF - \$4.59/HCF; 50+ HCF - \$5.38/HCF. Secondary meters for outdoor use are billed and 2nd and 3rd step rates (0-48 HCF - \$9.18/HCF; 48+ HCF - \$11.48/HCF).

Cotuit Water Department

Annual Cost (120 HCF)	Water Rate	System Ownership	Separate Business Rate	Billing Cycle	Last Rate Change	RGPCD	Persons per Household	Annual Local Water Use (gallons)	Annual Local Water Use (HCF)	Annual Cost Local Data
\$196	Ascending	District/Authority	No	Biannually	2/10/05	86	2.21	69,372	93	\$144

Notes: Minimum bill (sent 3/1): \$36.00 for first 20,000 gals. Excess bill (sent 10/1): \$1.80/gals. - 20,001 to 40,000 gals.; \$2.45/gals. - 40,001 to 80,000 gals.; \$2.70/gals. - 80,001 - 120,000 gals.; \$3.00/gals. over 120,000 gals. Used census data for Barnstable County.

Dalton Fire District

Annual Cost (120 HCF)	Water Rate	System Ownership	Separate Business Rate	Billing Cycle	Last Rate Change	RGPCD	Persons per Household	Annual Local Water Use (gallons)	Annual Local Water Use (HCF)	Annual Cost Local Data
\$320	\$320/year	District/Authority	Yes	Biannually	7/1/11	65	2.49	59,075	79	\$320

Notes: Flat rate for single family with up to 1.5 baths.

Danvers, Town of

Annual Cost (120 HCF)	Water Rate	System Ownership	Separate Business Rate	Billing Cycle	Last Rate Change	RGPCD	Persons per Household	Annual Local Water Use (gallons)	Annual Local Water Use (HCF)	Annual Cost Local Data
\$742	Ascending	City/Town	Yes	Quarterly	7/1/14	54	2.58	50,852	68	\$426

Notes: Base charge: \$11.25 per billing. \$5.60/HCF - 0 - 20 HCF; \$6.29/HCF - 20 - 24 HCF; \$8.07/HCF over 24 HCF.

Dartmouth, Town of

Annual Cost (120 HCF)	Water Rate	System Ownership	Separate Business Rate	Billing Cycle	Last Rate Change	RGPCD	Persons per Household	Annual Local Water Use (gallons)	Annual Local Water Use (HCF)	Annual Cost Local Data
\$437	Ascending	City/Town	No	Biannually	7/1/14	60	2.52	55,188	74	\$232

Notes: Base charge: \$35.52 (5/8" meter) per billing includes 1,400 CF. \$31.96/1000 CF next 900 CF; \$37.30/1000 CF next 1,600 CF; \$44.40/1000CF next 1,950 CF; last step \$51.48/1000CF.

Dedham-Westwood Water District

Annual Cost (120 HCF)	Water Rate	System Ownership	Separate Business Rate	Billing Cycle	Last Rate Change	RGPCD	Persons per Household	Annual Local Water Use (gallons)	Annual Local Water Use (HCF)	Annual Cost Local Data
\$604	Ascending	District/Authority	Yes	Quarterly	6/1/14	57	2.57	53,469	71	\$398

Notes: Base charge: \$36.24 per bill includes 300 CF (5/8" meter). \$4.25/HCF - 3 - 42 HCF; \$6.91/HCF - 42 - 75 HCF; \$8.95/HCF 76 HCF and over. Per MWRA survey.

Deerfield Fire District

Annual Cost (120 HCF)	Water Rate	System Ownership	Separate Business Rate	Billing Cycle	Last Rate Change	RGPCD	Persons per Household	Annual Local Water Use (gallons)	Annual Local Water Use (HCF)	Annual Cost Local Data
\$756	\$63/1000 CF	District/Authority	No	Quarterly	1/1/08	52	2.38	45,172	60	\$380

Dennis Water District

Annual Cost (120 HCF)	Water Rate	System Ownership	Separate Business Rate	Billing Cycle	Last Rate Change	RGPCD	Persons per Household	Annual Local Water Use (gallons)	Annual Local Water Use (HCF)	Annual Cost Local Data
\$319	Ascending	District/Authority	No	Biannually	7/1/09	63	2.11	48,519	65	\$215

Notes: Service charge: \$42.00 per billing. \$2.50/1000 gals. up to 50,000 gals; \$3.00/1000 gals. - 51,000 - 100,000 gals.; \$3.50/1000 gals. - 100,000 gals. & up. Special land acquisition charge = \$10.00/year.

Dighton Water District

Annual Cost (120 HCF)	Water Rate	System Ownership	Separate Business Rate	Billing Cycle	Last Rate Change	RGPCD	Persons per Household	Annual Local Water Use (gallons)	Annual Local Water Use (HCF)	Annual Cost Local Data
\$424	Ascending	District/Authority	Yes	Biannually	NR	52	2.9	55,042	74	\$233

Notes: Base charge: \$75.00 per billing includes 20,000 gals. \$5.50/1000 gals. - 20,000 - 115,000 gals.; \$6.00/1000 gals. - 115,001 - 200,000 gals.; \$6.75/1000 gals. - 200,001 + gals. Connection fee: \$1000 application fee. District averages annual cost at \$383.

Douglas, Town of

Annual Cost (120 HCF)	Water Rate	System Ownership	Separate Business Rate	Billing Cycle	Last Rate Change	RGPCD	Persons per Household	Annual Local Water Use (gallons)	Annual Local Water Use (HCF)	Annual Cost Local Data
\$430	\$3.17/HCF	City/Town	No	Biannually	2011	43	2.64	41,435	55	\$226

Notes: Basic service charge \$25.00. Per Town website.

Dracut Water Supply District

Annual Cost (120 HCF)	Water Rate	System Ownership	Separate Business Rate	Billing Cycle	Last Rate Change	RGPCD	Persons per Household	Annual Local Water Use (gallons)	Annual Local Water Use (HCF)	Annual Cost Local Data
\$584	Ascending	District/Authority	Yes	Quarterly	5/8/10	56	2.71	55,392	74	\$392

Notes: Base charge: \$73.00 per bill 0 - 1,250 CF (5/8" meter); \$4.17/HCF - 1,251 - 5,000 CF; \$5.13/HCF - over 5,000 CF. Commercial Rates: \$5.38/HCF.

Dudley, Town of

Annual Cost (120 HCF)	Water Rate	System Ownership	Separate Business Rate	Billing Cycle	Last Rate Change	RGPCD	Persons per Household	Annual Local Water Use (gallons)	Annual Local Water Use (HCF)	Annual Cost Local Data
\$500	Ascending	City/Town	No	Quarterly	10/06	53	2.7	52,232	70	\$349

Notes: Service charge: \$35.00 per billing. \$3.00/HCF for up to 3,000 CF; \$3.75/HCF over 3,100 CF.

Dunstable, Town of

Annual Cost (120 HCF)	Water Rate	System Ownership	Separate Business Rate	Billing Cycle	Last Rate Change	RGPCD	Persons per Household	Annual Local Water Use (gallons)	Annual Local Water Use (HCF)	Annual Cost Local Data
\$702	Ascending	City/Town	No	Biannually	3/1/13	65	2.52	59,787	80	\$460

Notes: Service charge: \$15.00 per billing. \$63.00 per billing includes 10,000 gals.; \$0.0073/gal. - 10,001-20,000 gals.; \$0.0080/gal over 20,000 gals. Used 65 gallons per capita per day statewide standard for water consumption and census data for Middlesex County.

Duxbury, Town of

Annual Cost (120 HCF)	Water Rate	System Ownership	Separate Business Rate	Billing Cycle	Last Rate Change	RGPCD	Persons per Household	Annual Local Water Use (gallons)	Annual Local Water Use (HCF)	Annual Cost Local Data
\$554	Ascending	City/Town	No	Biannually	3/1/10	82	2.77	82,906	111	\$512

Notes: Base charge \$40.00/billing. \$4.55/1000 gals. up to 20,000 gals.; \$5.83/1000 gals. 21,000 - 60,000 gals.; \$6.70/1000 gals. 61,000 - 120,000 gals. \$8.05/1000 gals. 121,000+ gals. Per Town website.

East Bridgewater, Town of

Annual Cost (120 HCF)	Water Rate	System Ownership	Separate Business Rate	Billing Cycle	Last Rate Change	RGPCD	Persons per Household	Annual Local Water Use (gallons)	Annual Local Water Use (HCF)	Annual Cost Local Data
\$579	Ascending	City/Town	Yes	Biannually	5/2009	51	2.86	53,239	71	\$389

Notes: Base charge: \$86.75 per billing for the first 800 CF. \$3.90/HCF up to 9,000 CF; \$6.24/HCF over 9,000 CF. Per Town website.

East Longmeadow, Town of

Annual Cost (120 HCF)	Water Rate	System Ownership	Separate Business Rate	Billing Cycle	Last Rate Change	RGPCD	Persons per Household	Annual Local Water Use (gallons)	Annual Local Water Use (HCF)	Annual Cost Local Data
\$318	\$2.65/HCF	City/Town	No	Quarterly	7/1/14	78	2.67	76,015	102	\$269

Notes: Minimum quarterly billing of 1,000 CF.

Easthampton, City of

Annual Cost (120 HCF)	Water Rate	System Ownership	Separate Business Rate	Billing Cycle	Last Rate Change	RGPCD	Persons per Household	Annual Local Water Use (gallons)	Annual Local Water Use (HCF)	Annual Cost Local Data
\$342	\$2.70/HCF	City/Town	No	Quarterly	8/1/14	56	2.19	44,764	60	\$180

Notes: Service charges are: \$4.50 for 5/8" service.

Easton, Town of

Annual Cost (120 HCF)	Water Rate	System Ownership	Separate Business Rate	Billing Cycle	Last Rate Change	RGPCD	Persons per Household	Annual Local Water Use (gallons)	Annual Local Water Use (HCF)	Annual Cost Local Data
\$363	Ascending	City/Town	No	Quarterly	1/1/15	64	2.77	64,707	87	\$273

Notes: Base charge: \$15.00 per billing; \$3.29/1000 gal. - 0 - 20,000 gals.; \$4.00/1000 gal. - 20,001 - 50,000 gals.; \$5.00/1000 gal. over 50,000 gals. From Town website.

Edgartown, Town of

Annual Cost (120 HCF)	Water Rate	System Ownership	Separate Business Rate	Billing Cycle	Last Rate Change	RGPCD	Persons per Household	Annual Local Water Use (gallons)	Annual Local Water Use (HCF)	Annual Cost Local Data
\$430	Ascending	City/Town	No	Biannually	2004	47	2.8	48,034	64	\$346

Notes: Meter charge: \$125.00 semi-annual for 5/8" & 3/4" meter; \$2.00/1000 gals. - up to 50,000 gals.; \$2.25/1000 gals. over 50,000 gals. Per Town website. Used census data for Dukes County.

Erving, Town of

Annual Cost (120 HCF)	Water Rate	System Ownership	Separate Business Rate	Billing Cycle	Last Rate Change	RGPCD	Persons per Household	Annual Local Water Use (gallons)	Annual Local Water Use (HCF)	Annual Cost Local Data
\$494	\$4.60/1000 gals.	City/Town	No	Biannually	8/27/12	65	2.29	54,330	73	\$330

Notes: Administration fee: \$40.00 per billing. Used 65 gallons per capita per day statewide standard for water consumption and census data for Franklin County.

Essex, Town of

Annual Cost (120 HCF)	Water Rate	System Ownership	Separate Business Rate	Billing Cycle	Last Rate Change	RGPCD	Persons per Household	Annual Local Water Use (gallons)	Annual Local Water Use (HCF)	Annual Cost Local Data
\$936	\$8.02/1000 gals.	City/Town	No	Quarterly	7/2014	70	2.56	65,408	87	\$739

Notes: Base charge \$93.65/quarter for 5,000 gals.

Everett, City of

Annual Cost (120 HCF)	Water Rate	System Ownership	Separate Business Rate	Billing Cycle	Last Rate Change	RGPCD	Persons per Household	Annual Local Water Use (gallons)	Annual Local Water Use (HCF)	Annual Cost Local Data
\$250	Ascending	City/Town	No	Quarterly	7/2014	75	2.74	75,008	100	\$209

Notes: 0-30 HCF - \$2.08/HCF; 30-60 HCF - \$2.64/HCF; 60-90 HCF - \$3.18/HCF; 90 - 240 HCF - \$3.63/HCF; over 240 HCF - \$4.00/HCF. Used data in MWRA survey.

Fairhaven, Town of

Annual Cost (120 HCF)	Water Rate	System Ownership	Separate Business Rate	Billing Cycle	Last Rate Change	RGPCD	Persons per Household	Annual Local Water Use (gallons)	Annual Local Water Use (HCF)	Annual Cost Local Data
\$618	Ascending	City/Town	No	Biannually	7/21/14	49	2.34	41,851	56	\$236

Note: Base charge \$50.00 per billing. 0 – 22.5 HCF - \$ 1.90/HCF; 22.5 – 45 HCF - \$ 4.65/HCF; >45 HCF - \$ 7.45/HCF.

Fall River, City of

Annual Cost (120 HCF)	Water Rate	System Ownership	Separate Business Rate	Billing Cycle	Last Rate Change	RGPCD	Persons per Household	Annual Local Water Use (gallons)	Annual Local Water Use (HCF)	Annual Cost Local Data
\$354	\$2.55/HCF	City/Town	No	Quarterly	7/2014	73	2.28	60,751	81	\$255

Note: Service connection fee (¾" meter) \$12.00/quarter. Per MWRA survey.

Falmouth, Town of

Annual Cost (120 HCF)	Water Rate	System Ownership	Separate Business Rate	Billing Cycle	Last Rate Change	RGPCD	Persons per Household	Annual Local Water Use (gallons)	Annual Local Water Use (HCF)	Annual Cost Local Data
\$323	\$2.80/HCF	City/Town	No	Biannually	10/8/10	71	2.19	56,754	76	\$199

Notes: Minimum charge: \$49.49 per bill for a 5/8" meter includes 4000 CF annually.

Fitchburg, City of

Annual Cost (120 HCF)	Water Rate	System Ownership	Separate Business Rate	Billing Cycle	Last Rate Change	RGPCD	Persons per Household	Annual Local Water Use (gallons)	Annual Local Water Use (HCF)	Annual Cost Local Data
\$254	\$3.16/HCF	City/Town	No	Monthly	7/1/11	53	2.55	49,330	66	\$83

Notes: Base charge: \$5.34 per billing includes 5 HCF. Per MWRA survey.

Foxborough, Town of

Annual Cost (120 HCF)	Water Rate	System Ownership	Separate Business Rate	Billing Cycle	Last Rate Change	RGPCD	Persons per Household	Annual Local Water Use (gallons)	Annual Local Water Use (HCF)	Annual Cost Local Data
\$909	Ascending	City/Town	No	Quarterly	12/4/14	58	2.63	55,677	74	\$585

Notes: Minimum charge of \$67.53 includes up to 750 CF; from 750 - 3,000 CF - \$70.95/1000 CF; 3,000 - 7,500 CF - \$74.50/1000 CF; over 7,500 CF = \$78.24/1000 CF.

Framingham, Town of

Annual Cost (120 HCF)	Water Rate	System Ownership	Separate Business Rate	Billing Cycle	Last Rate Change	RGPCD	Persons per Household	Annual Local Water Use (gallons)	Annual Local Water Use (HCF)	Annual Cost Local Data
\$716	Ascending	City/Town	No	Quarterly	7/1/14	59	2.47	53,191	71	\$405

Notes: \$5.50/HCF 0 - 12 HCF; \$6.11/HCF 13 - 27 HCF; \$7.12/HCF 28 - 51 HCF; \$8.38/HCF 52 - 750 HCF; \$10.15/HCF - over 750 HCF. Per MWRA Survey.

Franklin, Town of

Annual Cost (120 HCF)	Water Rate	System Ownership	Separate Business Rate	Billing Cycle	Last Rate Change	RGPCD	Persons per Household	Annual Local Water Use (gallons)	Annual Local Water Use (HCF)	Annual Cost Local Data
\$732	Ascending	City/Town	No	Quarterly	7/1/10	49	2.82	50,436	67	\$356

Notes: Rates are based on annual consumption. \$5.25/HCF up to 15 HCF; \$5.50/HCF - 16-40 HCF; \$6.45/HCF - 41+ HCF.

Gardner, City of

Annual Cost (120 HCF)	Water Rate	System Ownership	Separate Business Rate	Billing Cycle	Last Rate Change	RGPCD	Persons per Household	Annual Local Water Use (gallons)	Annual Local Water Use (HCF)	Annual Cost Local Data
\$613	\$5.26/HCF	City/Town	No	Quarterly	2012	45	2.42	39,749	53	\$261

Notes: Base charge: \$34.80 per billing includes 750CF. Per City website.

Georgetown, Town of

Annual Cost (120 HCF)	Water Rate	System Ownership	Separate Business Rate	Billing Cycle	Last Rate Change	RGPCD	Persons per Household	Annual Local Water Use (gallons)	Annual Local Water Use (HCF)	Annual Cost Local Data
\$708	Ascending	City/Town	Yes	Quarterly	4/2/12	50	2.87	52,378	70	\$451

Notes: Base charge: \$40 per bill. \$3.95/HCF - 100 - 1200 CF; \$4.60/HCF - 1,300 - 2400 CF; \$5.75/HCF - 2,500 - 4,900 CF; \$6.75/HCF - 5,000 - 7,000 CF; \$8.00/HCF - 7,100+ CF. Town reports annual cost to be \$632.

Gloucester, City of

Annual Cost (120 HCF)	Water Rate	System Ownership	Separate Business Rate	Billing Cycle	Last Rate Change	RGPCD	Persons per Household	Annual Local Water Use (gallons)	Annual Local Water Use (HCF)	Annual Cost Local Data
\$537	\$5.97/1000 gals.	City/Town	No	Quarterly	7/2014	48	2.38	41,698	56	\$249

Notes: Per MWRA Survey.

Grafton Water District

Annual Cost (120 HCF)	Water Rate	System Ownership	Separate Business Rate	Billing Cycle	Last Rate Change	RGPCD	Persons per Household	Annual Local Water Use (gallons)	Annual Local Water Use (HCF)	Annual Cost Local Data
\$504	Ascending	District/Authority	No	Quarterly	6/1/11	59	2.73	58,791	79	\$372

Notes: \$4.80/1000 gals. up to 20,000 gals.; \$5.04/1000 gals. 21,000 - 40,000 gals.; \$5.29/1000 gals. 41,000 - 60,000 gals.; \$5.56/1000 gals. 61,000 - 80,000 gals.; \$5.83/1000 gals. 81,000 - 100,000 gals.; \$6.13/1000 gals. 101,000 - 119,000 gals.; \$9.90/1000 gals. 120,000+ gals. Service charge is \$22.50 per bill for 5/8". Connection fee: \$4,000 (1" service).

Granville Centre Water Company

Annual Cost (120 HCF)	Water Rate	System Ownership	Separate Business Rate	Billing Cycle	Last Rate Change	RGPCD	Persons per Household	Annual Local Water Use (gallons)	Annual Local Water Use (HCF)	Annual Cost Local Data
\$180	\$180/year	Private (Non-Municipal)	No	Quarterly	1/1/89			0		\$180

Notes: \$45.00/per quarter

Great Barrington Fire District

Annual Cost (120 HCF)	Water Rate	System Ownership	Separate Business Rate	Billing Cycle	Last Rate Change	RGPCD	Persons per Household	Annual Local Water Use (gallons)	Annual Local Water Use (HCF)	Annual Cost Local Data
\$254	Ascending	District/Authority	No	Quarterly	4/1/13	67	2.21	54,046	72	\$201

Notes: Base charge: \$36.57 per billing includes 3,750 gals.; \$1.37/1000 gals. - 3,750 - 7,500 gals.; \$1.42/1000 gals. - 7,500 - 11,250 gals.; \$1.47/1000 gals. - 11,250-22,500 gals.; \$1.49/1000 gals. - 22,501+ gals. Connection fee: \$750.

Great Barrington Housatonic Water Works

Annual Cost (120 HCF)	Water Rate	System Ownership	Separate Business Rate	Billing Cycle	Last Rate Change	RGPCD	Persons per Household	Annual Local Water Use (gallons)	Annual Local Water Use (HCF)	Annual Cost Local Data
\$898	\$0.811/100 gals.	Private (Non-Municipal)	No	Monthly	2008	61	2.21	49,206	66	\$568

Notes: Base charge: \$34.32 includes first 2,500 gals. (5/8" or 3/4" meter).

Greenfield, Town of

Annual Cost (120 HCF)	Water Rate	System Ownership	Separate Business Rate	Billing Cycle	Last Rate Change	RGPCD	Persons per Household	Annual Local Water Use (gallons)	Annual Local Water Use (HCF)	Annual Cost Local Data
\$320	\$2.67/HCF	City/Town	No	Biannually	2010	49	2.17	38,810	52	\$169

Notes: Minimum charge: \$15.00/bill.

Groton, Town of

Annual Cost (120 HCF)	Water Rate	System Ownership	Separate Business Rate	Billing Cycle	Last Rate Change	RGPCD	Persons per Household	Annual Local Water Use (gallons)	Annual Local Water Use (HCF)	Annual Cost Local Data
\$537	Ascending	City/Town	No	Quarterly	4/1/09	63	2.77	63,696	85	\$386

Notes: \$3.78/HCF - 0 - 20 HCF; \$4.34/HCF - 21 - 40 HCF; \$4.98/HCF for over 40 HCF. Service charge: \$10.00 and Fire Protection \$5.21.

Groveland, Town of

Annual Cost (120 HCF)	Water Rate	System Ownership	Separate Business Rate	Billing Cycle	Last Rate Change	RGPCD	Persons per Household	Annual Local Water Use (gallons)	Annual Local Water Use (HCF)	Annual Cost Local Data
\$534	Ascending	City/Town	Yes	Quarterly	3/24/14	47	2.86	49,063	66	\$283

Notes: Base charge: \$50.58 per billing up to 1,200 CF; \$4.61/HCF - 1,200 - 3,000 CF; \$8.63/HCF over 3,000 CF. Commercial rate is \$6.98/HCF over 3,000 HCF.

Hadley, Town of

Annual Cost (120 HCF)	Water Rate	System Ownership	Separate Business Rate	Billing Cycle	Last Rate Change	RGPCD	Persons per Household	Annual Local Water Use (gallons)	Annual Local Water Use (HCF)	Annual Cost Local Data
\$455	Ascending	City/Town	Yes	Biannually	2012	51	2.42	45,048	60	\$249

Notes: Service charges per billing: \$32.50 for 5/8" meter. \$2.25/HCF - first 1,000 CF; \$3.45/HCF - 1,000 - 8,249 CF; \$4.85/HCF - over 8,249 CF. Per Town website.

Halifax, Town of

Annual Cost (120 HCF)	Water Rate	System Ownership	Separate Business Rate	Billing Cycle	Last Rate Change	RGPCD	Persons per Household	Annual Local Water Use (gallons)	Annual Local Water Use (HCF)	Annual Cost Local Data
\$329	Ascending	City/Town	Yes	Biannually	5/1/12	53	2.59	50,104	67	\$228

Notes: Base charge \$50.00. \$2.55/1000 gals. - 0-50,000 gals.; \$4.39/1000 gals. over 50,000 gals. Per Town website.

Hamilton, Town of

Annual Cost (120 HCF)	Water Rate	System Ownership	Separate Business Rate	Billing Cycle	Last Rate Change	RGPCD	Persons per Household	Annual Local Water Use (gallons)	Annual Local Water Use (HCF)	Annual Cost Local Data
\$726	Ascending	City/Town	No	Quarterly	2/5/15	46	2.71	45,501	61	\$470

Notes: 0-5,000 gals. - \$4.20/gals.; 5,001-25,000 gals. -\$5.74/gals.; 25,001-50,000 gals. -\$9.80/gals.; 50,001-250,000 gals. -\$12.11/gals.; 250,001-99,999,999 gals. -\$14.00. Basic/infrastructure charge is \$60.00 per quarter. Additional fees for non-resident, hydrant and sprinkler. Per Town website.

Hanson, Town of

Annual Cost (120 HCF)	Water Rate	System Ownership	Separate Business Rate	Billing Cycle	Last Rate Change	RGPCD	Persons per Household	Annual Local Water Use (gallons)	Annual Local Water Use (HCF)	Annual Cost Local Data
\$653	Ascending	City/Town	No	Biannually	3/14	48	2.96	51,859	69	\$359

Notes: Base charge: \$86.25 per billing includes up to 1,500 CF; \$4.31/HCF - 1,501-2,500 CF; \$5.17/HCF - 2,501-5,000 CF; \$6.78/HCF - 5001+ CF. Rate increases planned for 2015 and 2016.

Harwich, Town of

Annual Cost (120 HCF)	Water Rate	System Ownership	Separate Business Rate	Billing Cycle	Last Rate Change	RGPCD	Persons per Household	Annual Local Water Use (gallons)	Annual Local Water Use (HCF)	Annual Cost Local Data
\$354	Ascending	City/Town	No	Biannually	3/19/13	67	2.21	54,046	72	\$227

Notes: Base charge: \$65.00 per billing. \$1.22/1000 gals - 0 - 15,000 gals.; \$2.50/1000 gals. - 15,001 - 30,000 gals.; \$3.73/1000 gals. - 30,001 - 70,000 gals.; \$5.40/1000 gals. - over 70,000 gals.

Hatfield, Town of

Annual Cost (120 HCF)	Water Rate	System Ownership	Separate Business Rate	Billing Cycle	Last Rate Change	RGPCD	Persons per Household	Annual Local Water Use (gallons)	Annual Local Water Use (HCF)	Annual Cost Local Data
\$438	\$3.65/HCF	City/Town	No	Biannually	7/1/12	56	2.31	47,216	63	\$230

Notes: Per Town website. Used census data for Hampshire County.

Haverhill, City of

Annual Cost (120 HCF)	Water Rate	System Ownership	Separate Business Rate	Billing Cycle	Last Rate Change	RGPCD	Persons per Household	Annual Local Water Use (gallons)	Annual Local Water Use (HCF)	Annual Cost Local Data
\$325	\$2.71/HCF	City/Town	No	Quarterly	7/2013	56	2.54	51,918	69	\$188

Notes: Per MWRA survey.

Holbrook, Town of

Annual Cost (120 HCF)	Water Rate	System Ownership	Separate Business Rate	Billing Cycle	Last Rate Change	RGPCD	Persons per Household	Annual Local Water Use (gallons)	Annual Local Water Use (HCF)	Annual Cost Local Data
\$620	\$5.17/HCF	City/Town	Yes	Quarterly	4/2011	46	2.48	41,639	56	\$288

Notes: Commercial rate: \$5.38/HCF. Minimum charge: \$132.30/year. Per MWRA survey.

Holden, Town of

Annual Cost (120 HCF)	Water Rate	System Ownership	Separate Business Rate	Billing Cycle	Last Rate Change	RGPCD	Persons per Household	Annual Local Water Use (gallons)	Annual Local Water Use (HCF)	Annual Cost Local Data
\$530	Ascending	City/Town	No	Monthly	7/1/11	56	2.77	56,619	76	\$426

Notes: Base charge: \$23.09 per billing; \$1.64/HCF 0 - 150CF; \$1.97/HCF 151 - 500CF; \$2.36/HCF 501 - 1,000CF; \$2.83/HCF 1,001, - 1,500 CF; \$3.40/HCF over 1500 CF.

Holliston, Town of

Annual Cost (120 HCF)	Water Rate	System Ownership	Separate Business Rate	Billing Cycle	Last Rate Change	RGPCD	Persons per Household	Annual Local Water Use (gallons)	Annual Local Water Use (HCF)	Annual Cost Local Data
\$827	Ascending	City/Town	No	Quarterly	7/1/14	44	2.82	45,289	61	\$347

Notes: Service charge: \$7.50 for 5/8" meter. \$5.23/HCF - 0 - 1,500 CF; \$8.05/HCF -1,500 - 3,900 CF; \$17.14/HCF 3,901 - 4,800 CF; \$24.15/HCF - over 4,800 CF. Per Town website.

Holyoke, City of

Annual Cost (120 HCF)	Water Rate	System Ownership	Separate Business Rate	Billing Cycle	Last Rate Change	RGPCD	Persons per Household	Annual Local Water Use (gallons)	Annual Local Water Use (HCF)	Annual Cost Local Data
\$388	\$4.309/1000 gals.	City/Town	No	Quarterly	7/1/09	41	2.45	36,664	49	\$172

Notes: Base charge: \$43.09 per billing includes 10,000 gals. Holyoke rates have not changed this year nor will they for FY2014 or FY2015. The Board does not expect to increase water rates in the near future.

Hopedale, Town of

Annual Cost (120 HCF)	Water Rate	System Ownership	Separate Business Rate	Billing Cycle	Last Rate Change	RGPCD	Persons per Household	Annual Local Water Use (gallons)	Annual Local Water Use (HCF)	Annual Cost Local Data
\$634	Ascending	City/Town	No	Quarterly		48	2.63	46,078	62	\$395

Notes: \$2.99/HCF - 0 -500 CF; \$3.40/HCF - 501 - 2,000 CF; \$4.42/HCF - 2,001 - 4,000 CF; \$6.55/HCF - 4,000+ CF. Water assessment of \$48.32 per account. Per Town website.

Hopkinton, Town of

Annual Cost (120 HCF)	Water Rate	System Ownership	Separate Business Rate	Billing Cycle	Last Rate Change	RGPCD	Persons per Household	Annual Local Water Use (gallons)	Annual Local Water Use (HCF)	Annual Cost Local Data
\$338	Ascending	City/Town	No	Biannually	7/1/14	61	2.98	66,350	89	\$247

Notes: Base charge: \$23.71 per billing for up to 1,000 CF; \$2.91/HCF - from 1,001 - 8,000 CF; \$6.00/HCF - 8,000 CF+.

Hudson, Town of

Annual Cost (120 HCF)	Water Rate	System Ownership	Separate Business Rate	Billing Cycle	Last Rate Change	RGPCD	Persons per Household	Annual Local Water Use (gallons)	Annual Local Water Use (HCF)	Annual Cost Local Data
\$472	Ascending	City/Town	No	Quarterly	7/2013	65	2.48	58,838	79	\$298

Notes: Minimum charge \$14.68. \$3.67/HCF for first 1,500 CF; \$4.19/HCF - 1,501 - 3,000 CF; \$4.26/HCF - 3,001 - 5,000 CF; \$4.33/HCF - 5,001 - 15,000 CF; \$4.41/HCF - over 15,001 CF. Per MWRA survey.

Huntington, Town of

Annual Cost (120 HCF)	Water Rate	System Ownership	Separate Business Rate	Billing Cycle	Last Rate Change	RGPCD	Persons per Household	Annual Local Water Use (gallons)	Annual Local Water Use (HCF)	Annual Cost Local Data
\$501	Ascending	City/Town	No	Quarterly	2010	60	2.31	50,589	68	\$315

Notes: Base fee: \$25.00 per quarter. \$4.25/1000 gal for first 18,000 gal; \$5.25/1000 gal for each gallon over 18,000 gal. Used census data for Hampshire County.

Hyannis Water Systems, Barnstable, Town of

Annual Cost (120 HCF)	Water Rate	System Ownership	Separate Business Rate	Billing Cycle	Last Rate Change	RGPCD	Persons per Household	Annual Local Water Use (gallons)	Annual Local Water Use (HCF)	Annual Cost Local Data
\$405	Ascending	City/Town	Yes	Monthly	7/1/14	51	2.25	41,884	56	\$245

Notes: Monthly service charge: Residential: \$9.93 for 5/8" meter. Monthly usage: 0 - 6 HCF - \$2.2511/HCF; 6-20 HCF - \$2.5854/HCF; Over 20 HCF - \$2.9328/HCF.

Ipswich, Town of

Annual Cost (120 HCF)	Water Rate	System Ownership	Separate Business Rate	Billing Cycle	Last Rate Change	RGPCD	Persons per Household	Annual Local Water Use (gallons)	Annual Local Water Use (HCF)	Annual Cost Local Data
\$783	Seasonal	City/Town	No	Monthly	5/1/14	49	2.39	42,745	57	\$392

Notes: Town has seasonal rate: May 1 - Sept. 30th: \$10.83/HCF; Oct 1 - April 30: \$3.45/HCF. Non-residential rate: \$7.22/HCF. Per Town Website.

Kingston, Town of

Annual Cost (120 HCF)	Water Rate	System Ownership	Separate Business Rate	Billing Cycle	Last Rate Change	RGPCD	Persons per Household	Annual Local Water Use (gallons)	Annual Local Water Use (HCF)	Annual Cost Local Data
\$404	Ascending	City/Town	No	Quarterly	5/1/14	68	2.72	67,510	90	\$327

Notes: Service charge: \$36.00 per bill. \$2.50/1000 gals. - 0 - 10,000 gals.; \$3.00/1000 gals. - 10,001 - 20,000 gals.; \$4.00/1000 gals. - 20,001 - 30,000 gals.; \$4.25/1000 gals. - 30,001 - 40,000 gals.; \$5.75/1000 gals. - 40,001 - 60,000 gals.; \$6.00/1000 gals. - 60,001 - 80,000 gals.; \$6.25/1000 gals. 80,001 - 100,000+ gals.

Lancaster, Town of

Annual Cost (120 HCF)	Water Rate	System Ownership	Separate Business Rate	Billing Cycle	Last Rate Change	RGPCD	Persons per Household	Annual Local Water Use (gallons)	Annual Local Water Use (HCF)	Annual Cost Local Data
\$562	Ascending	City/Town	No	Quarterly	1/1/15	59	2.76	59,437	79	\$372

Notes: Base charge: \$46.85 per billing includes first 1,000 CF; \$4.68/HCF - 1,100 - 3,500 CF; \$6.18/HCF - 3,600 - 10,000 CF; \$8.41/HCF - 10,100 - 30,000 CF.

Lanesborough Village Fire & Water District

Annual Cost (120 HCF)	Water Rate	System Ownership	Separate Business Rate	Billing Cycle	Last Rate Change	RGPCD	Persons per Household	Annual Local Water Use (gallons)	Annual Local Water Use (HCF)	Annual Cost Local Data
\$520	\$520/year	District/Authority	No	Biannually	2014					\$520

Notes: Flat fee. Metered rate - \$0.0560/CF. Businesses are billed quarterly. Connection fee: \$2,000. Per website.

Lawrence, City of

Annual Cost (120 HCF)	Water Rate	System Ownership	Separate Business Rate	Billing Cycle	Last Rate Change	RGPCD	Persons per Household	Annual Local Water Use (gallons)	Annual Local Water Use (HCF)	Annual Cost Local Data
\$372	\$3.10/HCF	City/Town	No	Quarterly	2009	47	2.87	49,235	66	\$204

Notes: Per MWRA survey.

Leicester Water Supply District

Annual Cost (120 HCF)	Water Rate	System Ownership	Separate Business Rate	Billing Cycle	Last Rate Change	RGPCD	Persons per Household	Annual Local Water Use (gallons)	Annual Local Water Use (HCF)	Annual Cost Local Data
\$448	Ascending	District/Authority	No	Quarterly	4/5/11	48	2.59	45,377	61	\$296

Notes: Base charge: \$35.00 per billing. \$2.57/HCF - 1,000 - 4,000 CF; \$4.13/HCF - 4,000 - 12,000 CF; \$6.86/HCF - over 12,000 CF.

Lenox, Town of

Annual Cost (120 HCF)	Water Rate	System Ownership	Separate Business Rate	Billing Cycle	Last Rate Change	RGPCD	Persons per Household	Annual Local Water Use (gallons)	Annual Local Water Use (HCF)	Annual Cost Local Data
\$670	\$7.44/1000 gals.	City/Town	No	Biannually	5/1/14	47	2.24	38,427	51	\$382

Notes: \$35.00 minimum per billing. Used Berkshire County census data for average household size. Per Town Website.

Leominster, City of

Annual Cost (120 HCF)	Water Rate	System Ownership	Separate Business Rate	Billing Cycle	Last Rate Change	RGPCD	Persons per Household	Annual Local Water Use (gallons)	Annual Local Water Use (HCF)	Annual Cost Local Data
\$456	\$3.48/HCF	City/Town	No	Quarterly	4/2012	54	2.41	47,501	64	\$259

Notes: Base charge: \$20.00 includes first 3 HCF.

Lexington, Town of

Annual Cost (120 HCF)	Water Rate	System Ownership	Separate Business Rate	Billing Cycle	Last Rate Change	RGPCD	Persons per Household	Annual Local Water Use (gallons)	Annual Local Water Use (HCF)	Annual Cost Local Data
\$483	Ascending	City/Town	No	Biannually	10/2014	73	2.72	72,474	97	\$363

Notes: \$3.45/HCF 0 - 40 HCF; \$5.18/HCF 41 - 80 HCF; \$6.82/HCF over 81 HCF. Per MWRA survey.

Lincoln, Town of

Annual Cost (120 HCF)	Water Rate	System Ownership	Separate Business Rate	Billing Cycle	Last Rate Change	RGPCD	Persons per Household	Annual Local Water Use (gallons)	Annual Local Water Use (HCF)	Annual Cost Local Data
\$528	Ascending	City/Town	No	Quarterly	10/1/14	70	2.93	74,862	100	\$424

Notes: Service charge: \$30/quarter. \$4.06/1000 gals. - 0 to 20,000 gals.; \$8.57/1000 gals. - 20,000 to 40,000 gals.; \$20.02/1000 gals. - 40,000+ gals.

Littleton, Town of

Annual Cost (120 HCF)	Water Rate	System Ownership	Separate Business Rate	Billing Cycle	Last Rate Change	RGPCD	Persons per Household	Annual Local Water Use (gallons)	Annual Local Water Use (HCF)	Annual Cost Local Data
\$543	Ascending	City/Town	Yes	Quarterly	11/25/14	52	2.61	49,538	66	\$334

Notes: Base customer charge: \$20.00 per billing. \$3.84/HCF, 0 - 2,500 CF; \$3.94/HCF, 2,501 - 5,000 CF; \$4.70/HCF, 5,001 - 7,500 CF; \$4.82/HCF, 7,501 - 10,000 CF; \$4.92/HCF over 10,001 CF.

Longmeadow, Town of

Annual Cost (120 HCF)	Water Rate	System Ownership	Separate Business Rate	Billing Cycle	Last Rate Change	RGPCD	Persons per Household	Annual Local Water Use (gallons)	Annual Local Water Use (HCF)	Annual Cost Local Data
\$334	\$2.78/HCF	City/Town	No	Biannually	2014	97	2.67	94,531	126	\$351

Lowell Regional Water Utility

Annual Cost (120 HCF)	Water Rate	System Ownership	Separate Business Rate	Billing Cycle	Last Rate Change	RGPCD	Persons per Household	Annual Local Water Use (gallons)	Annual Local Water Use (HCF)	Annual Cost Local Data
\$249	Ascending	City/Town	No	Quarterly	4/2011	43	2.63	41,278	55	\$115

Notes: \$2.076/HCF - first 50 HCF; \$2.451/HCF - 51 - 100 HCF; \$2.490/HCF - 101 - 200 HCF; \$2.527/HCF - 201 - 500 HCF; \$2.547/HCF - over 500 HCF. Per MWRA survey.

Ludlow, Town of

Annual Cost (120 HCF)	Water Rate	System Ownership	Separate Business Rate	Billing Cycle	Last Rate Change	RGPCD	Persons per Household	Annual Local Water Use (gallons)	Annual Local Water Use (HCF)	Annual Cost Local Data
\$349	\$2.66/HCF	City/Town	Yes	Monthly	7/1/14	65	2.47	58,601	78	\$238

Notes: Rates are same as the City of Springfield. Service charge: \$2.50 per month. Used 65 gallons per capita per day statewide standard for water consumption.

Lunenburg Water District

Annual Cost (120 HCF)	Water Rate	System Ownership	Separate Business Rate	Billing Cycle	Last Rate Change	RGPCD	Persons per Household	Annual Local Water Use (gallons)	Annual Local Water Use (HCF)	Annual Cost Local Data
\$586	Ascending	District/Authority	No	Quarterly	1/1/10	51	2.51	46,724	62	\$378

Notes: Base charge: \$60.00 per billing includes 600CF. \$3.60/HCF - 600 - 3,000 CF; \$4.20/HCF over 3,000 CF.

Lynn Water & Sewer Commission

Annual Cost (120 HCF)	Water Rate	System Ownership	Separate Business Rate	Billing Cycle	Last Rate Change	RGPCD	Persons per Household	Annual Local Water Use (gallons)	Annual Local Water Use (HCF)	Annual Cost Local Data
\$413	Ascending	City/Town	No	Quarterly	7/1/14	53	2.72	52,618	70	\$241

Notes: \$3.43/HCF for first 27 HCF; \$3.54/HCF; 27 - 73 HCF; \$3.58/HCF; 73 - 2,812 HCF; \$3.63/HCF over 2,812 HCF. Also have separate rate for wholesale/outside municipal user. Per MWRA survey.

Lynnfield Center Water District

Annual Cost (120 HCF)	Water Rate	System Ownership	Separate Business Rate	Billing Cycle	Last Rate Change	RGPCD	Persons per Household	Annual Local Water Use (gallons)	Annual Local Water Use (HCF)	Annual Cost Local Data
\$113	Ascending	District/Authority	No	Biannually	1/1/07	70	2.77	70,774	95	\$79

Notes: \$60/year (billed biannually) includes 60,000 gallons of water used; \$1.75/1000 gals - 60,000 - 120,000 gals.; \$6.50/1000 gals. - over 120,000 gals. Average annual district tax = \$300/year (not included in calculation).

Lynnfield Water District

Annual Cost (120 HCF)	Water Rate	System Ownership	Separate Business Rate	Billing Cycle	Last Rate Change	RGPCD	Persons per Household	Annual Local Water Use (gallons)	Annual Local Water Use (HCF)	Annual Cost Local Data
\$361	Ascending	District/Authority	Yes	Biannually	4/2014	92	2.85	95,703	128	\$384

Notes: \$66.00 Base charge includes up to 20 HCF; \$2.86/HCF 20 - 100 HCF; \$3.10/HCF >100 HCF. Per MWRA survey.

Malden, City of

Annual Cost (120 HCF)	Water Rate	System Ownership	Separate Business Rate	Billing Cycle	Last Rate Change	RGPCD	Persons per Household	Annual Local Water Use (gallons)	Annual Local Water Use (HCF)	Annual Cost Local Data
\$588	Ascending	City/Town	No	Monthly	7/1/14	53	2.59	50,104	67	\$246

Notes: Minimum charge (5/8" meter) includes up to 1.5 HCF - \$3.00 per bill; \$4.28/HCF - 1.5 - 8 HCF; \$9.11/HCF - 8 - 120 HCF; \$12.40/HCF - over 120 HCF. Per MWRA website.

Manchester, Town of

Annual Cost (120 HCF)	Water Rate	System Ownership	Separate Business Rate	Billing Cycle	Last Rate Change	RGPCD	Persons per Household	Annual Local Water Use (gallons)	Annual Local Water Use (HCF)	Annual Cost Local Data
\$626	Ascending	City/Town	No	Quarterly	NR	97	2.52	89,221	119	\$623

Notes: \$5.22/HCF first 3,000 HCF; \$5.32/HCF 3,000 - 6,000 HCF; \$5.43/HCF - over 6,000+ CF. Per Town website.

Mansfield, Town of

Annual Cost (120 HCF)	Water Rate	System Ownership	Separate Business Rate	Billing Cycle	Last Rate Change	RGPCD	Persons per Household	Annual Local Water Use (gallons)	Annual Local Water Use (HCF)	Annual Cost Local Data
\$601	Ascending	City/Town	No	Quarterly	6/1/14	57	2.81	58,462	78	\$54

Notes: Rates are \$4.80/1000 CF for 0 - 2,400 CF; \$5.18/1000 CF for 2,401 - 3,900 CF; \$5.87/1000 CF for 3,901 - 6,000 CF; \$7.25/1000 CF for over 6,000 CF. Service charge is \$4.04/quarter or \$2.68/month. 10% discount for on-time payment which over 90% of town uses. Commercial customers billed monthly.

Marblehead, Town of

Annual Cost (120 HCF)	Water Rate	System Ownership	Separate Business Rate	Billing Cycle	Last Rate Change	RGPCD	Persons per Household	Annual Local Water Use (gallons)	Annual Local Water Use (HCF)	Annual Cost Local Data
\$593	Ascending	City/Town	No	Quarterly	7/1/14	75	2.47	67,616	90	\$461

Notes: Administrative charge: \$14.75 per bill. \$4.45/HCF for first 3,000 CF; \$5.05/HCF over 3,000 CF. Per Town website/MWRA survey.

Marion, Town of

Annual Cost (120 HCF)	Water Rate	System Ownership	Separate Business Rate	Billing Cycle	Last Rate Change	RGPCD	Persons per Household	Annual Local Water Use (gallons)	Annual Local Water Use (HCF)	Annual Cost Local Data
\$1,021	Ascending	City/Town	No	Quarterly	4/1/07	58	2.7	57,159	76	\$570

Notes: \$38.00/1000CF - 0 - 1,250 CF.; \$86.00/1000 CF - 1,251 - 2,500 CF; \$124.00/1000 CF - over 2,501 CF. \$38.25 quarterly basic charge for 5/8" x 3/4" meter. Used census data for Plymouth County.

Marlborough, City of

Annual Cost (120 HCF)	Water Rate	System Ownership	Separate Business Rate	Billing Cycle	Last Rate Change	RGPCD	Persons per Household	Annual Local Water Use (gallons)	Annual Local Water Use (HCF)	Annual Cost Local Data
\$672	\$5.60/HCF	City/Town	No	Quarterly	7/2014	47	2.44	41,858	56	\$313

Notes: Out-of-City (All Units) - \$5.86/HCF. Per MWRA survey.

Marshfield, Town of

Annual Cost (120 HCF)	Water Rate	System Ownership	Separate Business Rate	Billing Cycle	Last Rate Change	RGPCD	Persons per Household	Annual Local Water Use (gallons)	Annual Local Water Use (HCF)	Annual Cost Local Data
\$409	Ascending	City/Town	Yes	Biannually	7/1/14	55	2.61	52,396	70	\$229

Notes: Base charge: \$66.00 billed per year (5/8" meter). Consumption charges per bill are \$1.84/1,000 gals. - 0 - 15,000 gals.; \$4.80/1000 gals. - 15,000 - 50,000 gals.; over 50,000 gals. - \$6.54/1000 gals. Per Town website.

Mashpee Water District

Annual Cost (120 HCF)	Water Rate	System Ownership	Separate Business Rate	Billing Cycle	Last Rate Change	RGPCD	Persons per Household	Annual Local Water Use (gallons)	Annual Local Water Use (HCF)	Annual Cost Local Data
\$280	Ascending	District/Authority	No	Biannually	1/07	49	2.31	41,314	55	\$128

Notes: Base charge: \$50.00 per billing up to 15,000 gals.; \$2.50/1000 gal. - 15,000 - 25,000 gals.; \$3.00/1000 gal. 25,000 - 35,000 gals.; \$3.50/HCF - 35,000+ gals. Per District website.

Mattapoisett, Town of

Annual Cost (120 HCF)	Water Rate	System Ownership	Separate Business Rate	Billing Cycle	Last Rate Change	RGPCD	Persons per Household	Annual Local Water Use (gallons)	Annual Local Water Use (HCF)	Annual Cost Local Data
\$981	Ascending	City/Town	No	Biannually	4/2014	54	2.77	54,597	73	\$576

Notes: Base charge: \$46.00 per billing on 5/8" meter. \$5.82/HCF - 0 - 2,000 CF; \$7.60/HCF -2,001-4,000 CF; \$8.80/HCF over 4,000 CF per 6 month period.

Medfield, Town of

Annual Cost (120 HCF)	Water Rate	System Ownership	Separate Business Rate	Billing Cycle	Last Rate Change	RGPCD	Persons per Household	Annual Local Water Use (gallons)	Annual Local Water Use (HCF)	Annual Cost Local Data
\$394	Ascending	City/Town	No	Biannually	4/1/14	70	2.91	74,351	99	\$300

Notes: Base charge: \$42.69 per billing includes 10,000 gal. \$3.77/1000 gals. - 10,001 - 35,000 gals.; \$6.00/1000 gals. - 35,001 - 70,000 gals.; \$8.49/1000 gals. over 70,001 gals.

Medford, City of

Annual Cost (120 HCF)	Water Rate	System Ownership	Separate Business Rate	Billing Cycle	Last Rate Change	RGPCD	Persons per Household	Annual Local Water Use (gallons)	Annual Local Water Use (HCF)	Annual Cost Local Data
\$727	Ascending	City/Town	Yes	Bimonthly	9/2014	62	2.45	55,444	74	\$436

Notes: 0 – 8 HCF - \$5.74/HCF; 8 – 16 HCF – \$6.14/HCF; >16 HCF - \$6.54/HCF. Per MWRA survey.

Medway, Town of

Annual Cost (120 HCF)	Water Rate	System Ownership	Separate Business Rate	Billing Cycle	Last Rate Change	RGPCD	Persons per Household	Annual Local Water Use (gallons)	Annual Local Water Use (HCF)	Annual Cost Local Data
\$736	Ascending	City/Town	Yes	Quarterly	7/1/14	64	2.87	67,043	90	\$528

Notes: \$5.78/HCF 0 - 2,000 CF; \$6.83/HCF 2,001 - 3,500 CF; \$8.37/HCF - >3,500 CF.

Melrose, City of

Annual Cost (120 HCF)	Water Rate	System Ownership	Separate Business Rate	Billing Cycle	Last Rate Change	RGPCD	Persons per Household	Annual Local Water Use (gallons)	Annual Local Water Use (HCF)	Annual Cost Local Data
\$814	Ascending	City/Town	No	Quarterly	7/2014	50	2.35	42,888	57	\$384

Notes: Base Fee (up to 1" meter) \$15.00/quarter; 0 – 20 HCF \$5.65/HCF; 20 – 100 HCF \$7.55/HCF; >100 HCF \$8.41/HCF. Per MWRA survey.

Merrimac, Town of

Annual Cost (120 HCF)	Water Rate	System Ownership	Separate Business Rate	Billing Cycle	Last Rate Change	RGPCD	Persons per Household	Annual Local Water Use (gallons)	Annual Local Water Use (HCF)	Annual Cost Local Data
\$780	\$0.80/100 gals.	City/Town	No	Quarterly	7/1/13	42	2.61	40,011	53	\$380

Notes: Base charge: \$15.00 per billing. 10% discount allowed on total bill when paid by 15th of billing month. Per Town website.

Methuen, City of

Annual Cost (120 HCF)	Water Rate	System Ownership	Separate Business Rate	Billing Cycle	Last Rate Change	RGPCD	Persons per Household	Annual Local Water Use (gallons)	Annual Local Water Use (HCF)	Annual Cost Local Data
\$319	Ascending	City/Town	Yes	Quarterly	2009	67	2.67	65,295	87	\$230

Notes: Service charge: \$15.00. \$1.62/HCF 0 - 1,000 CF; \$2.15/HCF 1,001 - 2,000 CF; \$2.70/HCF 2,001 - 3,000 CF; \$3.00/HCF 3,001 - 5,000 CF; \$3.25/HCF 5,001 CF and over.

Middleborough, Town of

Annual Cost (120 HCF)	Water Rate	System Ownership	Separate Business Rate	Billing Cycle	Last Rate Change	RGPCD	Persons per Household	Annual Local Water Use (gallons)	Annual Local Water Use (HCF)	Annual Cost Local Data
\$589	Ascending	City/Town	No	Quarterly	7/1/14	65	2.78	65,956	88	\$430

Notes: Base charge: \$44.49 per billing includes up to 500 CF (5/8" meter size); \$3.69/HCF - 501 - 2,500 CF; \$5.81/HCF - 2,501 - 25,000 CF; \$9.73/HCF - over 25,000 CF. Used 65 gallons per capita per day statewide standard for water consumption.

Milford Water Company

Annual Cost (120 HCF)	Water Rate	System Ownership	Separate Business Rate	Billing Cycle	Last Rate Change	RGPCD	Persons per Household	Annual Local Water Use (gallons)	Annual Local Water Use (HCF)	Annual Cost Local Data
\$628	Ascending	Private (Non-Municipal)	No	Quarterly	11/27/13	48	2.64	46,253	62	\$390

Notes: Service charge per bill: \$34.24 (5/8" meter). \$4.095/HCF up to 4,800 CF per month; \$6.143/HCF over 4,800 CF per month. Per Water Company website.

Millis, Town of

Annual Cost (120 HCF)	Water Rate	System Ownership	Separate Business Rate	Billing Cycle	Last Rate Change	RGPCD	Persons per Household	Annual Local Water Use (gallons)	Annual Local Water Use (HCF)	Annual Cost Local Data
\$442	Ascending	City/Town	NR	Quarterly	7/2014	56	2.69	54,984	74	\$345

Notes: Base charge of \$17.63 per bill (5/8" meter); Capital Assessment (quarter) = \$30.48. 0 - 25,000 gals. - \$2.77/1000 gals.; 25,001 - 50,000 gals. - \$4.40/1000 gals.; 50,001+ gals. - \$7.05/HCF.

Milton, Town of

Annual Cost (120 HCF)	Water Rate	System Ownership	Separate Business Rate	Billing Cycle	Last Rate Change	RGPCD	Persons per Household	Annual Local Water Use (gallons)	Annual Local Water Use (HCF)	Annual Cost Local Data
\$728	Ascending	City/Town	No	Quarterly	7/2014	54	2.79	54,991	74	\$436

Notes: Base charge: \$31.08 for up to 6 HCF; \$6.29/HCF 6 - 30 HCF; \$6.93/HCF 30 - 60 HCF; \$7.36/HCF over 60 HCF. Per MWRA survey.

Monson, Town of

Annual Cost (120 HCF)	Water Rate	System Ownership	Separate Business Rate	Billing Cycle	Last Rate Change	RGPCD	Persons per Household	Annual Local Water Use (gallons)	Annual Local Water Use (HCF)	Annual Cost Local Data
\$482	\$5.35/1000 gals.	City/Town	No	Quarterly	3/5/14	51	2.48	46,165	62	\$247

Notes: Service charge: \$33.44 per quarter for 6,250 gals.

Montague Center Water District

Annual Cost (120 HCF)	Water Rate	System Ownership	Separate Business Rate	Billing Cycle	Last Rate Change	RGPCD	Persons per Household	Annual Local Water Use (gallons)	Annual Local Water Use (HCF)	Annual Cost Local Data
\$690	\$5.00/HCF	District/Authority	No	Biannually	11/1/14	65	2.23	52,907	71	\$444

Notes: Flat rate of \$45.00 per billing. Used statewide standard of 65 gallons per capita per day.

Nahant, Town of

Annual Cost (120 HCF)	Water Rate	System Ownership	Separate Business Rate	Billing Cycle	Last Rate Change	RGPCD	Persons per Household	Annual Local Water Use (gallons)	Annual Local Water Use (HCF)	Annual Cost Local Data
\$806	\$6.72/HCF	City/Town	No	Triannually	7/2014	101	2.18	80,366	107	\$722

Notes: Per MWRA survey.

Nantucket - Wannacomet Water Co.

Annual Cost (120 HCF)	Water Rate	System Ownership	Separate Business Rate	Billing Cycle	Last Rate Change	RGPCD	Persons per Household	Annual Local Water Use (gallons)	Annual Local Water Use (HCF)	Annual Cost Local Data
\$678	\$3.70/HCF	City/Town	No	Monthly	5/1/14	92	2.4	80,592	108	\$633

Notes: Service charge: \$19.50.

Natick, Town of

Annual Cost (120 HCF)	Water Rate	System Ownership	Separate Business Rate	Billing Cycle	Last Rate Change	RGPCD	Persons per Household	Annual Local Water Use (gallons)	Annual Local Water Use (HCF)	Annual Cost Local Data
\$336	Ascending	City/Town	No	Quarterly	7/2014	61	2.43	54,104	72	\$167

Notes: Administrative fee: \$5.00 per bill. \$1.65/HCF 0 - 10 HCF; \$2.52/HCF 11 - 20 HCF; \$3.73/HCF 21 - 40 HCF; \$5.79/HCF above 40 HCF. Per MWRA survey.

Needham, Town of

Annual Cost (120 HCF)	Water Rate	System Ownership	Separate Business Rate	Billing Cycle	Last Rate Change	RGPCD	Persons per Household	Annual Local Water Use (gallons)	Annual Local Water Use (HCF)	Annual Cost Local Data
\$502	Ascending	City/Town	Yes	Quarterly	7/1/14	66	2.72	65,525	88	\$371

Notes: Basic service fee: \$15.00. \$3.00/HCF, 0 - 6 HCF; \$3.75/HCF, 6 - 27 HCF; \$4.60/HCF, 27 - 42 HCF; \$5.06/HCF - over 42 HCF. Also have irrigation rates.

New Bedford, City of

Annual Cost (120 HCF)	Water Rate	System Ownership	Separate Business Rate	Billing Cycle	Last Rate Change	RGPCD	Persons per Household	Annual Local Water Use (gallons)	Annual Local Water Use (HCF)	Annual Cost Local Data
\$298	\$2.17/HCF	City/Town	No	Monthly	7/1/14	51	2.38	44,304	59	\$166

Notes: Base charge: \$26.17 per year. Meter rental fee: \$11.42/year. Per MWRA survey.

Newburyport, City of

Annual Cost (120 HCF)	Water Rate	System Ownership	Separate Business Rate	Billing Cycle	Last Rate Change	RGPCD	Persons per Household	Annual Local Water Use (gallons)	Annual Local Water Use (HCF)	Annual Cost Local Data
\$649	Ascending	City/Town	Yes	Quarterly	7/1/14	53	2.31	44,687	60	\$363

Notes: Base charge: \$20.00 per quarter. \$4.74/HCF 0 - 3,000 CF; \$5.49/HCF over 3,000 CF.

Newton, City of

Annual Cost (120 HCF)	Water Rate	System Ownership	Separate Business Rate	Billing Cycle	Last Rate Change	RGPCD	Persons per Household	Annual Local Water Use (gallons)	Annual Local Water Use (HCF)	Annual Cost Local Data
\$776	Ascending	City/Town	No	Quarterly	7/2014	53	2.5	48,363	65	\$392

Notes: \$6.07/HCF, 0 - 20 HCF; \$7.27/HCF, 21 - 70 HCF; \$8.74/HCF over 70 HCF. Per MWRA survey.

Norfolk, Town of

Annual Cost (120 HCF)	Water Rate	System Ownership	Separate Business Rate	Billing Cycle	Last Rate Change	RGPCD	Persons per Household	Annual Local Water Use (gallons)	Annual Local Water Use (HCF)	Annual Cost Local Data
\$712	Ascending	City/Town	No	Biannually	7/1/12	47	2.93	50,264	67	\$400

Notes: Service charge: \$50.00 (5/8" meter); \$5.39/1000 gals. - 0 - 15,000 gals.; \$6.83/1000 gals. - 15,001 - 35,000 gals.; \$8.87/1000 gals. - 35,001 - 50,000 gals.; \$12.52/1000 gals. - over 50,000 gals per billing period.

North Andover, Town of

Annual Cost (120 HCF)	Water Rate	System Ownership	Separate Business Rate	Billing Cycle	Last Rate Change	RGPCD	Persons per Household	Annual Local Water Use (gallons)	Annual Local Water Use (HCF)	Annual Cost Local Data
\$526	Ascending	City/Town	No	Quarterly	8/1/12	74	2.62	70,766	95	\$385

Notes: \$3.80/HCF - 1 - 20 HCF; \$5.55/HCF - 21+ HCF. Town reports annual cost is \$350.

North Attleborough, Town of

Annual Cost (120 HCF)	Water Rate	System Ownership	Separate Business Rate	Billing Cycle	Last Rate Change	RGPCD	Persons per Household	Annual Local Water Use (gallons)	Annual Local Water Use (HCF)	Annual Cost Local Data
\$436	Ascending	City/Town	No	Quarterly	7/2012	54	2.79	54,991	74	\$287

Notes: Meter fee: \$2.50. Base charge: \$28.16 per billing includes up to 250 CF; \$2.59/HCF 251 - 2,500 CF; \$3.99/HCF over 2,500 CF.

North Brookfield, Town of

Annual Cost (120 HCF)	Water Rate	System Ownership	Separate Business Rate	Billing Cycle	Last Rate Change	RGPCD	Persons per Household	Annual Local Water Use (gallons)	Annual Local Water Use (HCF)	Annual Cost Local Data
\$944	\$10.68/1000 gals.	City/Town	No	Biannually	8/2012	41	2.59	38,759	52	\$397

Notes: Minimum fee: \$45.00 for up to 5,000 gals. Town reports annual cost at \$660. Used Worcester County census data.

North Dighton Fire District

Annual Cost (120 HCF)	Water Rate	System Ownership	Separate Business Rate	Billing Cycle	Last Rate Change	RGPCD	Persons per Household	Annual Local Water Use (gallons)	Annual Local Water Use (HCF)	Annual Cost Local Data
\$727	Ascending	District/Authority	No	Biannually	6/1/12	65	2.9	68,803	92	\$573

Notes: Minimum fee: \$80.00 for up to 800 CF; \$5.30/HCF - 800 - 2,000 CF; \$5.50/HCF - 2,000 - 6,000 CF; \$5.90/HCF - 6,000+ CF. Town reports annual cost at \$485. Used statewide standard of 65 gallons per capita per day.

North Raynham Water District

Annual Cost (120 HCF)	Water Rate	System Ownership	Separate Business Rate	Billing Cycle	Last Rate Change	RGPCD	Persons per Household	Annual Local Water Use (gallons)	Annual Local Water Use (HCF)	Annual Cost Local Data
\$289	Ascending	District/Authority	No	Biannually	11/1/09	58	2.82	59,699	80	\$164

Notes: Administration Fee: \$36.00 annually for 5/8" meter; \$1.17/1000 gals. 0-20,000 gals.; \$4.12/1000 gals. 20,001- 50,000 gals.; \$6.23/1000 gals. 50,001 and over.

North Reading, Town of

Annual Cost (120 HCF)	Water Rate	System Ownership	Separate Business Rate	Billing Cycle	Last Rate Change	RGPCD	Persons per Household	Annual Local Water Use (gallons)	Annual Local Water Use (HCF)	Annual Cost Local Data
\$868	Ascending	City/Town	No	Quarterly	NR	61	2.83	63,010	84	\$552

Notes: \$7.48/1000 gals. up to 10,000 gals.; \$10.97/1000 gals. - 10,000 - 22,500 gals.; \$14.96/1000 gals. over 22,500 gals. \$5.00 service charge per bill. Per Town website.

North Sagamore Water District

Annual Cost (120 HCF)	Water Rate	System Ownership	Separate Business Rate	Billing Cycle	Last Rate Change	RGPCD	Persons per Household	Annual Local Water Use (gallons)	Annual Local Water Use (HCF)	Annual Cost Local Data
\$175	Ascending	District/Authority	No	Biannually		74	2.21	59,692	80	\$99

Notes: Basic Minimum: \$60.00 per year. \$1.25/thousand gallons - 0-20,000 gallons; \$2.50/thousand gallons for 20,001 - 50,000 gals.; \$4.00/thousand gallons for over 50,000 gallons. Connection fee: \$1,800. Per District website. Used census data for Barnstable County.

Northampton, City of

Annual Cost (120 HCF)	Water Rate	System Ownership	Separate Business Rate	Billing Cycle	Last Rate Change	RGPCD	Persons per Household	Annual Local Water Use (gallons)	Annual Local Water Use (HCF)	Annual Cost Local Data
\$648	\$5.40/HCF	City/Town	No	Quarterly	7/1/12	49	2.14	38,274	51	\$276

Notes: \$200 connection entry fee.

Northborough, Town of

Annual Cost (120 HCF)	Water Rate	System Ownership	Separate Business Rate	Billing Cycle	Last Rate Change	RGPCD	Persons per Household	Annual Local Water Use (gallons)	Annual Local Water Use (HCF)	Annual Cost Local Data
\$587	Ascending	City/Town	No	Quarterly	12/2013	64	2.83	66,109	88	\$425

Notes: Base charge of \$10.00/bill. \$4.276/HCF, 0 - 20 HCF; \$5.125/HCF, 21 - 60 HCF; \$6.316/HCF over 60 HCF. Per MWRA survey.

Northbridge, Town of

Annual Cost (120 HCF)	Water Rate	System Ownership	Separate Business Rate	Billing Cycle	Last Rate Change	RGPCD	Persons per Household	Annual Local Water Use (gallons)	Annual Local Water Use (HCF)	Annual Cost Local Data
\$756	\$4.239/HCF	City/Town	No	Quarterly	7/1/11	49	2.66	47,574	64	\$517

Notes: Quarterly meter charge varies by meter size (\$61.95/quarter for 5/8 inch). Per Town website.

Norton, Town of

Annual Cost (120 HCF)	Water Rate	System Ownership	Separate Business Rate	Billing Cycle	Last Rate Change	RGPCD	Persons per Household	Annual Local Water Use (gallons)	Annual Local Water Use (HCF)	Annual Cost Local Data
\$500	Ascending	City/Town	No	Quarterly	6/2013	43	2.68	42,063	56	\$230

Notes: Minimum bill: \$26.00 up to 400 CF. \$3.13/HCF for 500-2,000 CF; \$4.88/HCF above 2,000 CF. Per town website.

Norwell, Town of

Annual Cost (120 HCF)	Water Rate	System Ownership	Separate Business Rate	Billing Cycle	Last Rate Change	RGPCD	Persons per Household	Annual Local Water Use (gallons)	Annual Local Water Use (HCF)	Annual Cost Local Data
\$570	Ascending	City/Town	No	Biannually	4/1/10	60	2.98	65,262	87	\$399

Notes: 5/8" meter/service charge: \$15.00. \$4.85/1000 gals. first 15,000 gals.; \$5.85/1000 gals. - 15,000 - 25,000 gals.; \$6.95/1000 gals. - 25,000 - 50,000 gals.; \$9.95/1000 gals. over 50,000 gals. Per Town website.

Norwood, Town of

Annual Cost (120 HCF)	Water Rate	System Ownership	Separate Business Rate	Billing Cycle	Last Rate Change	RGPCD	Persons per Household	Annual Local Water Use (gallons)	Annual Local Water Use (HCF)	Annual Cost Local Data
\$560	Ascending	City/Town	No	Monthly	5/1/14	54	2.37	46,713	62	\$254

Notes: Meter charge is \$2.66 per billing cycle. \$3.55/HCF up to 5 HCF; \$5.25/HCF over 5 HCF.

Oak Bluffs Water District

Annual Cost (120 HCF)	Water Rate	System Ownership	Separate Business Rate	Billing Cycle	Last Rate Change	RGPCD	Persons per Household	Annual Local Water Use (gallons)	Annual Local Water Use (HCF)	Annual Cost Local Data
\$563	Ascending	District/Authority	No	Biannually	7/1/14	60	2.8	61,320	82	\$503

Notes: Base charge: \$250 includes 30,000 gals. \$2.12 per 1,000 gallons 30,001 – 50,000 gallons; \$2.84 per 1,000 gallons Over 50,000 gals. Per District website. Used census data for Dukes County.

Orange, Town of

Annual Cost (120 HCF)	Water Rate	System Ownership	Separate Business Rate	Billing Cycle	Last Rate Change	RGPCD	Persons per Household	Annual Local Water Use (gallons)	Annual Local Water Use (HCF)	Annual Cost Local Data
\$500	Ascending	City/Town	No	Quarterly	6/1/14	37	2.46	33,222	44	\$222

Notes: Service charge: \$15.00 per quarter. \$3.65/HCF up to 250 HCF; \$3.75/HCF over 250 HCF.

Orleans, Town of

Annual Cost (120 HCF)	Water Rate	System Ownership	Separate Business Rate	Billing Cycle	Last Rate Change	RGPCD	Persons per Household	Annual Local Water Use (gallons)	Annual Local Water Use (HCF)	Annual Cost Local Data
\$493	Ascending	City/Town	No	Biannually	7/1/12	61	2.08	46,311	62	\$276

Notes: Service charge is \$79.17 per bill. \$1.68/1000 gals. 0 - 15,000 gals.; \$4.14/1000 gals. - 15,001 - 30,000 gals.; \$5.32/1000 gals. - 30,001 - 50,000 gals.; \$6.44/1000 gals. over 50,000 gals.

Palmer Fire & Water District #1

Annual Cost (120 HCF)	Water Rate	System Ownership	Separate Business Rate	Billing Cycle	Last Rate Change	RGPCD	Persons per Household	Annual Local Water Use (gallons)	Annual Local Water Use (HCF)	Annual Cost Local Data
\$812	Ascending	District/Authority	No	Monthly	7/1/14	47	2.43	41,687	56	\$359

Notes: Minimum charge is \$27.75. \$63.95/1000 CF - 0 - 434 CF; \$70.56/1000 CF - over 435 CF. Per website.

Palmer Thorndike Fire & Water District

Annual Cost (120 HCF)	Water Rate	System Ownership	Separate Business Rate	Billing Cycle	Last Rate Change	RGPCD	Persons per Household	Annual Local Water Use (gallons)	Annual Local Water Use (HCF)	Annual Cost Local Data
\$254	\$2.60/1000 gals.	District/Authority	No	Quarterly	7/1/14	42	2.43	37,252	50	\$117

Notes: Meter rental charge \$5.00.

Palmer Three Rivers Water Department

Annual Cost (120 HCF)	Water Rate	System Ownership	Separate Business Rate	Billing Cycle	Last Rate Change	RGPCD	Persons per Household	Annual Local Water Use (gallons)	Annual Local Water Use (HCF)	Annual Cost Local Data
\$276	\$3.00/1000 gals.	District/Authority	No	Quarterly	2010	63	2.43	55,878	75	\$174

Notes: Base charge: \$30.00 per billing includes 10,000 gals. Customary charge: \$1.50 meter rental per billing. Connection fee: \$750, plus all costs which includes inspection fees. Rates expected to increase by 10% on 7/1/13.

Paxton, Town of

Annual Cost (120 HCF)	Water Rate	System Ownership	Separate Business Rate	Billing Cycle	Last Rate Change	RGPCD	Persons per Household	Annual Local Water Use (gallons)	Annual Local Water Use (HCF)	Annual Cost Local Data
\$900	Ascending	City/Town	Yes	Monthly	9/3/14	47	2.59	44,431	59	\$527

Notes: Monthly meter charge: \$13.45. First 7,500 gals. - \$8.2550/1000 gals.; next 7,500 gals. - \$11.4300/1000 gals.; all over 15,000 gals. - \$12.8289/1000 gals. Per Town website. Used census data for Worcester County.

Peabody, City of

Annual Cost (120 HCF)	Water Rate	System Ownership	Separate Business Rate	Billing Cycle	Last Rate Change	RGPCD	Persons per Household	Annual Local Water Use (gallons)	Annual Local Water Use (HCF)	Annual Cost Local Data
\$306	Ascending	City/Town	Yes	Quarterly	3/1/03	57	2.38	49,516	66	\$163

Notes: Minimum charge \$5/quarter. \$2.44/HCF - first 15 HCF; \$2.66/HCF for 15 - 30 HCF; \$2.90/HCF over 30+ HCF. Per MWRA Survey.

Pembroke, Town of

Annual Cost (120 HCF)	Water Rate	System Ownership	Separate Business Rate	Billing Cycle	Last Rate Change	RGPCD	Persons per Household	Annual Local Water Use (gallons)	Annual Local Water Use (HCF)	Annual Cost Local Data
\$405	Ascending	City/Town	No	Biannually	2009	52	2.86	54,283	73	\$234

Notes: Base charge \$15.00 per billing. \$3.76/1000 gals. 0 - 30,000 gals.; \$4.98/1000 gals. - 30,001 - 50,000 gals.; \$7.56/1000 gals. - 50,000+ gals.

Pepperell, Town of

Annual Cost (120 HCF)	Water Rate	System Ownership	Separate Business Rate	Billing Cycle	Last Rate Change	RGPCD	Persons per Household	Annual Local Water Use (gallons)	Annual Local Water Use (HCF)	Annual Cost Local Data
\$480	Ascending	City/Town	No	Biannually	7/1/12	60	2.74	60,006	80	\$325

Notes: Base charge \$40.42 per billing period. 0 - 2,500 CF - \$0.02643/CF; 2,501 - 3,000 CF; \$0.03336/CF; 3,001 - 6,000 CF -\$0.03888/CF; 6,001 - 9,000 CF - \$0.05415/CF ; 9,001 CF + \$0.07635/CF - 2500 CF \$0.0206/CF ; 2501 - 3000 CF \$0.0260/CF ; 3001 - 6,000 CF \$0.0303/CF ; 6,001 - 9,000 CF \$0.0422/CF; 9,001 CF + - \$0.0595/CF.

Pittsfield, City of

Annual Cost (120 HCF)	Water Rate	System Ownership	Separate Business Rate	Billing Cycle	Last Rate Change	RGPCD	Persons per Household	Annual Local Water Use (gallons)	Annual Local Water Use (HCF)	Annual Cost Local Data
\$167	\$1.16/HCF	City/Town	No	Quarterly	7/1/14	65	2.2	52,195	70	\$109

Notes: Minimum quarterly charge is \$7.00. Used statewide standard of 65 gallons per capita per day.

Plainville, Town of

Annual Cost (120 HCF)	Water Rate	System Ownership	Separate Business Rate	Billing Cycle	Last Rate Change	RGPCD	Persons per Household	Annual Local Water Use (gallons)	Annual Local Water Use (HCF)	Annual Cost Local Data
\$678	\$6.00/1000 gals.	City/Town	No	Quarterly	7/1/02	51	2.47	45,979	61	\$414

Notes: Capital Fee \$34.50 per billing. Connection Charges: \$1,300 (domestic 1")

Plymouth, Town of

Annual Cost (120 HCF)	Water Rate	System Ownership	Separate Business Rate	Billing Cycle	Last Rate Change	RGPCD	Persons per Household	Annual Local Water Use (gallons)	Annual Local Water Use (HCF)	Annual Cost Local Data
\$285	Ascending	City/Town	No	Biannually	7/1/14	74	2.54	68,605	92	\$225

Notes: Minimum charge/fee for 5/8" meter: \$40.00 (no consumption). \$1.32/HCF for up to 3,000 CF; \$2.09/HCF - 3,001 - 9,000 CF; \$2.57/HCF - over 9,000 CF. Per Town website.

Provincetown, Town of

Annual Cost (120 HCF)	Water Rate	System Ownership	Separate Business Rate	Billing Cycle	Last Rate Change	RGPCD	Persons per Household	Annual Local Water Use (gallons)	Annual Local Water Use (HCF)	Annual Cost Local Data
\$660	Ascending	City/Town	No	Biannually	4/15/09	61	2.21	49,206	66	\$372

Notes: Basic service fee based on meter size: \$66 for 5/8-inch; 2 rate periods: 4/15-10/15 = \$5.00/1000 gals. - 0 - 15,000 gals.; \$7.50/1000 gals. - 16,000 - 40,000 gals.; \$12.00/1000 gals. - 41,000 - 100,000 gals.; \$16.00/1000 gals. - over 100,000 gals.; 10/16-4/14 = \$3.00/1000 gals. - 0 - 15,000 gals.; \$5.00/1000 gals. - 16,000 - 40,000 gals.; \$7.00/1000 gals. - 41,000 - 100,000 gals.; \$9.00/1000 gals. - over 100,000 gals. Per Town website. Used census data for Barnstable County.

Quincy, City of

Annual Cost (120 HCF)	Water Rate	System Ownership	Separate Business Rate	Billing Cycle	Last Rate Change	RGPCD	Persons per Household	Annual Local Water Use (gallons)	Annual Local Water Use (HCF)	Annual Cost Local Data
\$656	\$5.47/HCF	City/Town	No	Monthly	7/2014	42	2.3	35,259	47	\$258

Notes: Per MWRA survey.

Randolph, Town of

Annual Cost (120 HCF)	Water Rate	System Ownership	Separate Business Rate	Billing Cycle	Last Rate Change	RGPCD	Persons per Household	Annual Local Water Use (gallons)	Annual Local Water Use (HCF)	Annual Cost Local Data
\$568	Ascending	City/Town	No	Biannually	7/2014	48	2.77	48,530	65	\$328

Notes: Base charge: \$35.00 per billing. \$3.97/HCF - 0 - 50 HCF; \$5.04/HCF over 50 HCF. Per MWRA survey.

Raynham Center Water District

Annual Cost (120 HCF)	Water Rate	System Ownership	Separate Business Rate	Billing Cycle	Last Rate Change	RGPCD	Persons per Household	Annual Local Water Use (gallons)	Annual Local Water Use (HCF)	Annual Cost Local Data
\$327	Ascending	District/Authority	Yes	Quarterly	1/1/14	65	2.82	66,905	89	\$242

Notes: Base charge: \$22.00 per quarter includes 10,000 gals. per 6 months; overages are billed twice annually: \$3.00/1000 gals. - 10,000 - 20,000 gals.; \$3.50/1000 gals. - 20,000 - 40,000 gals.; \$4.00/1000 gals. - over 40,000 gals. Per Town Website.

Reading, Town of

Annual Cost (120 HCF)	Water Rate	System Ownership	Separate Business Rate	Billing Cycle	Last Rate Change	RGPCD	Persons per Household	Annual Local Water Use (gallons)	Annual Local Water Use (HCF)	Annual Cost Local Data
\$1,134	\$9.45/HCF	City/Town	No	Quarterly	8/6/14	46	2.64	44,326	59	\$560

Revere, City of

Annual Cost (120 HCF)	Water Rate	System Ownership	Separate Business Rate	Billing Cycle	Last Rate Change	RGPCD	Persons per Household	Annual Local Water Use (gallons)	Annual Local Water Use (HCF)	Annual Cost Local Data
\$469	\$3.91/HCF	City/Town	Yes	Quarterly	7/1/14	42	2.64	40,471	54	\$212

Notes: Commercial Rates: \$5.76/HCF. Per MWRA survey.

Rockport, Town of

Annual Cost (120 HCF)	Water Rate	System Ownership	Separate Business Rate	Billing Cycle	Last Rate Change	RGPCD	Persons per Household	Annual Local Water Use (gallons)	Annual Local Water Use (HCF)	Annual Cost Local Data
\$958	\$10.64/1000 gals.	City/Town	No	Quarterly	7/1/14	53	2.25	43,526	58	\$463

Rowley, Town of

Annual Cost (120 HCF)	Water Rate	System Ownership	Separate Business Rate	Billing Cycle	Last Rate Change	RGPCD	Persons per Household	Annual Local Water Use (gallons)	Annual Local Water Use (HCF)	Annual Cost Local Data
\$1,468	Ascending	City/Town	No	Monthly	7/1/14	50	2.67	48,728	65	\$729

Notes: 1 - 4,000 gals. - \$14.91/1000 gals; 4,001 - 36,000 gals. - \$17.91/1000 gals; 36,000 - 999,999 gals - \$19.91/1000 gals. Per Town website.

Rutland, Town of

Annual Cost (120 HCF)	Water Rate	System Ownership	Separate Business Rate	Billing Cycle	Last Rate Change	RGPCD	Persons per Household	Annual Local Water Use (gallons)	Annual Local Water Use (HCF)	Annual Cost Local Data
\$588	Ascending	City/Town	No	Quarterly	4/1/12	44	2.95	47,377	63	\$326

Notes: Assessment fee \$16.15 per bill for the water tank engineering and construction debt. \$3.36/HCF - first 500 CF; \$4.48/HCF - 501 - 2,500 CF; \$4.89/HCF - 2,501 - 3,500 CF; \$6.56/HCF - 3,501 and over. Per Town website.

Salem, City of

Annual Cost (120 HCF)	Water Rate	System Ownership	Separate Business Rate	Billing Cycle	Last Rate Change	RGPCD	Persons per Household	Annual Local Water Use (gallons)	Annual Local Water Use (HCF)	Annual Cost Local Data
\$347	\$2.89/HCF	City/Town	Yes	Quarterly	8/2014	69	2.18	54,903	73	\$212

Notes: Commercial rate: \$3.92/HCF.

Salisbury, Town of

Annual Cost (120 HCF)	Water Rate	System Ownership	Separate Business Rate	Billing Cycle	Last Rate Change	RGPCD	Persons per Household	Annual Local Water Use (gallons)	Annual Local Water Use (HCF)	Annual Cost Local Data
\$617	\$3.37/1000 gals.	City/Town	No	Monthly	7/1/11	55	2.49	49,987	67	\$482

Notes: Monthly charge of \$26.13 for 5/8" meter.

Sandwich Water District

Annual Cost (120 HCF)	Water Rate	System Ownership	Separate Business Rate	Billing Cycle	Last Rate Change	RGPCD	Persons per Household	Annual Local Water Use (gallons)	Annual Local Water Use (HCF)	Annual Cost Local Data
\$150	Ascending	District/Authority	No	Biannually	NR	60	2.7	59,130	79	\$88

Notes: Base charge: \$25.00 per billing includes up to 20,000 gals., \$2.00/1000 gals. for next 30,000 gals.; \$3.00/1000 gals. over 50,000 gals. Per District website.

Saugus, Town of

Annual Cost (120 HCF)	Water Rate	System Ownership	Separate Business Rate	Billing Cycle	Last Rate Change	RGPCD	Persons per Household	Annual Local Water Use (gallons)	Annual Local Water Use (HCF)	Annual Cost Local Data
\$563	Ascending	City/Town	Yes	Biannually	7/2014	63	2.59	59,557	80	\$342

Notes: Minimum charge \$76.73 for first 20 HCF; \$4.08/HCF, 21 - 30 HCF; \$5.46/HCF, 31 - 60 HCF; \$6.83/HCF, 61 - 100 HCF; \$7.62/HCF, 101 - 200 HCF; \$8.54/HCF, 201 - 500 HCF; \$9.20/HCF, 501 - 1000 HCF; \$8.63/HCF over 1000 HCF.

Seekonk Water District

Annual Cost (120 HCF)	Water Rate	System Ownership	Separate Business Rate	Billing Cycle	Last Rate Change	RGPCD	Persons per Household	Annual Local Water Use (gallons)	Annual Local Water Use (HCF)	Annual Cost Local Data
\$497	Ascending	District/Authority	No	Biannually	7/1/14	66	2.87	69,138	92	\$380

Notes: Account charge: \$12.50 per billing; capital improvement charge: \$18.00 per billing; meter rental charge: 5/8" \$2.00, 3/4" \$3.00, 1" \$4.00 per billing. \$4.56/1000 gals. - 0 - 35,000 gals.; \$5.62/1000 gals. 35,001 - 50,000 gals.; \$6.89/1000 gals. over 50,000 gals.

Shrewsbury, Town of

Annual Cost (120 HCF)	Water Rate	System Ownership	Separate Business Rate	Billing Cycle	Last Rate Change	RGPCD	Persons per Household	Annual Local Water Use (gallons)	Annual Local Water Use (HCF)	Annual Cost Local Data
\$322	Ascending	City/Town	Yes	Quarterly	NR	61	2.73	60,783	81	\$223

Notes: Base charge: \$21.00 per billing for first 5,000 gals.; \$3.40/1000 gals. - 5,001 - 25,000 gals.; \$6.30/1000 gals. - 25,001 - 60,000 gals.; over 60,000 gallons -\$10.00/1000 gals. Per Town website. 3/28/2016: AMENDMENT - Town reports they DO HAVE separate business rate.

Somerset, Town of

Annual Cost (120 HCF)	Water Rate	System Ownership	Separate Business Rate	Billing Cycle	Last Rate Change	RGPCD	Persons per Household	Annual Local Water Use (gallons)	Annual Local Water Use (HCF)	Annual Cost Local Data
\$452	Ascending	City/Town	Yes	Biannually	1/2014	53	2.63	50,877	68	\$251

Notes: Base charge: \$45.00 per billing for up to 10,000 gals.; \$5.20/1000 gals. 10,000 - 100,000 gals.; \$5.80/1000 gals. 101,000+ gals. Town reports average homeowner bill as \$375.

Somerville, City of

Annual Cost (120 HCF)	Water Rate	System Ownership	Separate Business Rate	Billing Cycle	Last Rate Change	RGPCD	Persons per Household	Annual Local Water Use (gallons)	Annual Local Water Use (HCF)	Annual Cost Local Data
\$581	Ascending	City/Town	No	Triannually	7/1/14	49	2.29	40,957	55	\$230

Notes: \$3.73/HCF, 0 to 13 HCF; \$5.38/HCF, 13 to 67 HCF; \$5.64/HCF, 67 to 133 HCF; \$5.85/HCF over 133 HCF. Per MWRA Survey.

South Deerfield Water Supply District

Annual Cost (120 HCF)	Water Rate	System Ownership	Separate Business Rate	Billing Cycle	Last Rate Change	RGPCD	Persons per Household	Annual Local Water Use (gallons)	Annual Local Water Use (HCF)	Annual Cost Local Data
\$133	\$1.375/1000 gals.	District/Authority	No	Biannually	11/1/08	56	2.38	48,647	65	\$77

Notes: Minimum bill: \$25.00. There is also a water tax rate, which is not included. \$5.00 meter charge per billing.

South Hadley Fire District #1

Annual Cost (120 HCF)	Water Rate	System Ownership	Separate Business Rate	Billing Cycle	Last Rate Change	RGPCD	Persons per Household	Annual Local Water Use (gallons)	Annual Local Water Use (HCF)	Annual Cost Local Data
\$451	\$3.59/HCF	District/Authority	Yes	Quarterly	6/1/14	55	2.25	45,169	60	\$237

Notes: Service charge: \$5.00 per billing/per family unit.

South Hadley Fire District #2

Annual Cost (120 HCF)	Water Rate	System Ownership	Separate Business Rate	Billing Cycle	Last Rate Change	RGPCD	Persons per Household	Annual Local Water Use (gallons)	Annual Local Water Use (HCF)	Annual Cost Local Data
\$535	\$4.46/HCF	District/Authority	No	Bimonthly	7/1/14	54	2.14	42,179	56	\$251

Southampton, Town of

Annual Cost (120 HCF)	Water Rate	System Ownership	Separate Business Rate	Billing Cycle	Last Rate Change	RGPCD	Persons per Household	Annual Local Water Use (gallons)	Annual Local Water Use (HCF)	Annual Cost Local Data
\$315	Ascending	City/Town	Yes	Quarterly	10/1/03	72	2.55	67,014	90	\$235

Notes: Water charge base rate: \$42.00 which includes first 12,000 gals.; 12,001 to 24,000 gal - \$3.50/1000 gals.; 24,001 and over \$5.00/1000 gals.

Southborough, Town of

Annual Cost (120 HCF)	Water Rate	System Ownership	Separate Business Rate	Billing Cycle	Last Rate Change	RGPCD	Persons per Household	Annual Local Water Use (gallons)	Annual Local Water Use (HCF)	Annual Cost Local Data
\$410	Ascending	City/Town	No	Quarterly	3/09	73	2.89	77,004	103	\$342

Notes: Base charge: \$27.58 per billing includes 10 HCF. \$3.50/HCF, 10 - 20 HCF; \$4.00/HCF, 20 - 35 HCF; \$5.00/HCF - 35 - 80 HCF; \$6.00/HCF over 80 HCF.

Southbridge, Town of

Annual Cost (120 HCF)	Water Rate	System Ownership	Separate Business Rate	Billing Cycle	Last Rate Change	RGPCD	Persons per Household	Annual Local Water Use (gallons)	Annual Local Water Use (HCF)	Annual Cost Local Data
\$687	Ascending	City/Town	Yes	Quarterly	7/1/14	48	2.55	44,676	60	\$467

Notes: Service charge: \$64.50 per billing for 5/8" meter; \$3.21/HCF first 500 CF; next 3,500 CF \$3.64/HCF; next 15,000 CF \$4.28/HCF; next 81,000 CF \$5.03/HCF; over 100,000 CF \$5.77/HCF. Per Town website.

Southfield Water Company

Annual Cost (120 HCF)	Water Rate	System Ownership	Separate Business Rate	Billing Cycle	Last Rate Change	RGPCD	Persons per Household	Annual Local Water Use (gallons)	Annual Local Water Use (HCF)	Annual Cost Local Data
\$400	\$400/year	Private (Non-Municipal)	No	Annually	8/1/09					\$400

Southwick, Town of

Annual Cost (120 HCF)	Water Rate	System Ownership	Separate Business Rate	Billing Cycle	Last Rate Change	RGPCD	Persons per Household	Annual Local Water Use (gallons)	Annual Local Water Use (HCF)	Annual Cost Local Data
\$428	\$4.75/1000 gals.	City/Town	No	Biannually	4/1/13	78	2.62	74,591	100	\$360

Notes: Base charge: \$71.25 per billing includes up to 15,000 gals. Customary charge: \$3.00 per billing/meter charge.

Spencer, Town of

Annual Cost (120 HCF)	Water Rate	System Ownership	Separate Business Rate	Billing Cycle	Last Rate Change	RGPCD	Persons per Household	Annual Local Water Use (gallons)	Annual Local Water Use (HCF)	Annual Cost Local Data
\$910	Ascending	City/Town	No	Quarterly	7/1/10	53	2.57	49,717	66	\$562

Notes: Base charge: \$129.92 per billing includes up to 1,500 CF; \$6.52/HCF for next 3,500 CF; \$6.88/HCF for next 3,000 CF; \$7.36/HCF for above 8,000 CF. Town estimates average annual bill to be \$820.

Springfield Water & Sewer Commission

Annual Cost (120 HCF)	Water Rate	System Ownership	Separate Business Rate	Billing Cycle	Last Rate Change	RGPCD	Persons per Household	Annual Local Water Use (gallons)	Annual Local Water Use (HCF)	Annual Cost Local Data
\$349	\$2.66/HCF	City/Town	No	Monthly	7/1/14	62	2.64	59,743	80	\$242

Notes: Service charge: \$2.50 per month.

Sterling, Town of

Annual Cost (120 HCF)	Water Rate	System Ownership	Separate Business Rate	Billing Cycle	Last Rate Change	RGPCD	Persons per Household	Annual Local Water Use (gallons)	Annual Local Water Use (HCF)	Annual Cost Local Data
\$503	Ascending	City/Town	No	Quarterly	10/1/14	57	2.77	57,630	77	\$371

Notes: Base charge: \$50.00 per billing includes first 4,000 gals.; \$4.10/1000 gals. - 4,001 - 30,000 gals.; \$4.50/1000 gals - 30,001 - 50,000 gals.; \$6.04/1000 gals. - 50,001 - 75,000 gals.; \$6.56/1000 gals. - 75,001 - 100,000 gals.; \$7.48/1000 gals. - more than 100,000 gals. Town reports annual cost at \$400.

Stockbridge, Town of

Annual Cost (120 HCF)	Water Rate	System Ownership	Separate Business Rate	Billing Cycle	Last Rate Change	RGPCD	Persons per Household	Annual Local Water Use (gallons)	Annual Local Water Use (HCF)	Annual Cost Local Data
\$474	\$3.95/HCF	City/Town	No	Biannually	4/18/14	57	2.24	46,603	62	\$246

Notes: Minimum bill for 6 months is \$79.88. Used Berkshire County data from 2010 census.

Stoneham, Town of

Annual Cost (120 HCF)	Water Rate	System Ownership	Separate Business Rate	Billing Cycle	Last Rate Change	RGPCD	Persons per Household	Annual Local Water Use (gallons)	Annual Local Water Use (HCF)	Annual Cost Local Data
\$600	\$5.00/HCF	City/Town	Yes	Quarterly	7/1/14	66	2.36	56,852	76	\$380

Stoughton, Town of

Annual Cost (120 HCF)	Water Rate	System Ownership	Separate Business Rate	Billing Cycle	Last Rate Change	RGPCD	Persons per Household	Annual Local Water Use (gallons)	Annual Local Water Use (HCF)	Annual Cost Local Data
\$529	Ascending	City/Town	Yes	Quarterly	7/2014	56	2.63	53,757	72	\$319

Notes: Meter charge: \$11.76 (5/8") per billing. \$3.78/HCF for 0 - 26 HCF; \$5.58/HCF for 26 - 59 CF; \$7.73/HCF for over 5,900 CF. Per MWRA survey.

Sturbridge, Town of

Annual Cost (120 HCF)	Water Rate	System Ownership	Separate Business Rate	Billing Cycle	Last Rate Change	RGPCD	Persons per Household	Annual Local Water Use (gallons)	Annual Local Water Use (HCF)	Annual Cost Local Data
\$739	\$6.16/HCF	City/Town	No	Quarterly	7/1/14	45	2.55	41,884	56	\$345

Sudbury Water District

Annual Cost (120 HCF)	Water Rate	System Ownership	Separate Business Rate	Billing Cycle	Last Rate Change	RGPCD	Persons per Household	Annual Local Water Use (gallons)	Annual Local Water Use (HCF)	Annual Cost Local Data
\$400	Ascending	District/Authority	No	Quarterly	6/09	63	3.06	70,365	94	\$285

Notes: Base charge: \$5.00 per billing. \$4.00/1000 gals. - 1,000 - 20,000 gals.; \$6.00/1000 gals. - 21,000 - 30,000 gals.; \$7.00/1000 gals. - 31,000 - 40,000 gals.; \$9.00/1000 gals. - 41,000-50,000 gals.; \$11.00/1000 gals. - 51,000 - 60,000 gals; \$13.00/1000 gals. - 61,000 gals. and above.

Sutton, Wilkinsonville Water District

Annual Cost (120 HCF)	Water Rate	System Ownership	Separate Business Rate	Billing Cycle	Last Rate Change	RGPCD	Persons per Household	Annual Local Water Use (gallons)	Annual Local Water Use (HCF)	Annual Cost Local Data
\$305	Ascending	District/Authority	No	Biannually	1998	57	2.91	60,543	81	\$199

Notes: Base charge: \$48.00 per billing up to 16,000 gals; \$3.60/1000 gals. - 16001-50,000 gals.; \$5.00/1000 gals. over 50,000 gals.

Swampscott, Town of

Annual Cost (120 HCF)	Water Rate	System Ownership	Separate Business Rate	Billing Cycle	Last Rate Change	RGPCD	Persons per Household	Annual Local Water Use (gallons)	Annual Local Water Use (HCF)	Annual Cost Local Data
\$788	\$6.20/HCF	City/Town	No	Quarterly	9/15/13	76	2.46	68,240	91	\$610

Notes: Base charge: \$11.00 per bill.

Swansea Water District

Annual Cost (120 HCF)	Water Rate	System Ownership	Separate Business Rate	Billing Cycle	Last Rate Change	RGPCD	Persons per Household	Annual Local Water Use (gallons)	Annual Local Water Use (HCF)	Annual Cost Local Data
\$230	Ascending	District/Authority	Yes	Annually	8/1/04	59	2.56	55,130	74	\$143

Notes: Base charge: \$55.00 per year includes 20,000 gals.; \$2.50/1000 gals. up to 500,000 gals.; \$5.00/1000 gals. over 500,000 gals. in 12 months; penalty rate of \$10.00/1,000 gals. Town estimates annual cost at \$250.

Taunton, City of

Annual Cost (120 HCF)	Water Rate	System Ownership	Separate Business Rate	Billing Cycle	Last Rate Change	RGPCD	Persons per Household	Annual Local Water Use (gallons)	Annual Local Water Use (HCF)	Annual Cost Local Data
\$485	Ascending	City/Town	No	Quarterly	7/1/12	53	2.55	49,330	66	\$295

Notes: Base charge \$15.75 (5/8") per billing. \$3.52/HCF - 0 to 30 HCF; \$5.21/HCF - 31 to 250 HCF; \$6.22/HCF - over 250 HCF. Per City website.

Templeton Municipal Light & Water

Annual Cost (120 HCF)	Water Rate	System Ownership	Separate Business Rate	Billing Cycle	Last Rate Change	RGPCD	Persons per Household	Annual Local Water Use (gallons)	Annual Local Water Use (HCF)	Annual Cost Local Data
\$892	Ascending	Private (Non-Municipal)	No	Quarterly	12/6/13	45	2.63	43,198	58	\$514

Notes: Service charge billed quarterly \$49.00. Less than 12,500 gallons - \$7.37/1000 gals.; 12,500 to 25,000 gallons - \$8.18/1000 gals.; 25,000+ gallons - \$9.16/1,000 gals. Per website.

Tewksbury, Town of

Annual Cost (120 HCF)	Water Rate	System Ownership	Separate Business Rate	Billing Cycle	Last Rate Change	RGPCD	Persons per Household	Annual Local Water Use (gallons)	Annual Local Water Use (HCF)	Annual Cost Local Data
\$845	Ascending	City/Town	No	Triannually	7/2014	53	2.64	51,071	68	\$404

Notes: \$6.94/1000 gals. - 1,000 - 34,000 gals/year; \$9.82/1000 gals. - 34,000 - 70,000 gals/year; \$12.80/1000 gals. - 70,000 - 140,000 gals/year; \$14.89/1000 gals over 140,000 gals/year. Per MWRA survey.

Tisbury Water Works

Annual Cost (120 HCF)	Water Rate	System Ownership	Separate Business Rate	Billing Cycle	Last Rate Change	RGPCD	Persons per Household	Annual Local Water Use (gallons)	Annual Local Water Use (HCF)	Annual Cost Local Data
\$565	Ascending	City/Town	No	Biannually	4/15/12	66	2.8	67,452	90	\$509

Notes: Base charge: \$220 per billing up to 20,000 gals. \$2.50/1000 gals. - 21,000 - 50,000 gals.; \$3.25/1000 gals. - 50,001 - 100,000 gals; \$3.75/1000 gals. - over 100,000 gals. Used census information for Dukes County.

Topsfield, Town of

Annual Cost (120 HCF)	Water Rate	System Ownership	Separate Business Rate	Billing Cycle	Last Rate Change	RGPCD	Persons per Household	Annual Local Water Use (gallons)	Annual Local Water Use (HCF)	Annual Cost Local Data
\$658	Ascending	City/Town	No	Quarterly	6/26/13	56	2.82	57,641	77	\$435

Notes: Base charge: \$22.50. \$5.80/1000 gals. 0 - 12,000 gals.; \$6.90/1000 gals. 12,001 - 24,000 gals.; \$9.80/1000 gals. 24,000+ gals. Based on quarterly consumption. Per Town website.

Tyngsborough Water District

Annual Cost (120 HCF)	Water Rate	System Ownership	Separate Business Rate	Billing Cycle	Last Rate Change	RGPCD	Persons per Household	Annual Local Water Use (gallons)	Annual Local Water Use (HCF)	Annual Cost Local Data
\$560	Ascending	District/Authority	No	Quarterly	6/1/11	62	2.82	63,817	85	\$394

Notes: Minimum water bill \$66.12 per quarter for up to 10,710 gals.; \$4.63/750 gals. - 1- 20,000 gals.; \$4.96/750 gals. - 20,001 - 55,000 gals.; \$5.29/750 gals. - 55,001 - 80,000 gals.; \$5.62/750 gals. - 80,001 - 180,000 gals.; \$5.96/750 gals. - 180,001 - 999,999 gals.

Uxbridge, Town of

Annual Cost (120 HCF)	Water Rate	System Ownership	Separate Business Rate	Billing Cycle	Last Rate Change	RGPCD	Persons per Household	Annual Local Water Use (gallons)	Annual Local Water Use (HCF)	Annual Cost Local Data
\$471	Ascending	City/Town	Yes	Quarterly	4/1/14	51	2.71	50,447	67	\$334

Notes: Base charge: \$17.50 per billing includes up to 800 CF; \$2.61/HCF 801 - 3,000 CF; \$3.79/HCF - over 3,000CF. Quarterly fee of \$42.88 for in capital improvements costs. Per Town website.

Wakefield, Town of

Annual Cost (120 HCF)	Water Rate	System Ownership	Separate Business Rate	Billing Cycle	Last Rate Change	RGPCD	Persons per Household	Annual Local Water Use (gallons)	Annual Local Water Use (HCF)	Annual Cost Local Data
\$678	\$5.65/HCF	City/Town	Yes	Quarterly	6/2014	56	2.53	51,713	69	\$391

Notes: Early payment discount is 10 percent. Per MWRA survey.

Walpole, Town of

Annual Cost (120 HCF)	Water Rate	System Ownership	Separate Business Rate	Billing Cycle	Last Rate Change	RGPCD	Persons per Household	Annual Local Water Use (gallons)	Annual Local Water Use (HCF)	Annual Cost Local Data
\$597	\$4.975/1000 CF	City/Town	No	Every 6 weeks	7/1/14	70	2.69	68,730	92	\$457

Waltham, City of

Annual Cost (120 HCF)	Water Rate	System Ownership	Separate Business Rate	Billing Cycle	Last Rate Change	RGPCD	Persons per Household	Annual Local Water Use (gallons)	Annual Local Water Use (HCF)	Annual Cost Local Data
\$429	Ascending	City/Town	No	Quarterly	2012	59	2.25	48,454	65	\$209

Notes: Minimum charge: \$9.00; \$3.23/HCF, 0 - 21 HCF; \$4.37/HCF, 21 - 45 HCF; \$7.00/HCF, 45 - 120 HCF; \$9.36/HCF over 120 HCF. Per MWRA survey.

Ware, Town of

Annual Cost (120 HCF)	Water Rate	System Ownership	Separate Business Rate	Billing Cycle	Last Rate Change	RGPCD	Persons per Household	Annual Local Water Use (gallons)	Annual Local Water Use (HCF)	Annual Cost Local Data
\$493	\$3.73/HCF	City/Town	No	Quarterly	11/1/11	49	2.24	40,062	54	\$245

Notes: Base charge: \$30.00 per billing includes 500 CF. Per Town Website.

Wareham Fire District

Annual Cost (120 HCF)	Water Rate	System Ownership	Separate Business Rate	Billing Cycle	Last Rate Change	RGPCD	Persons per Household	Annual Local Water Use (gallons)	Annual Local Water Use (HCF)	Annual Cost Local Data
\$281	Ascending	District/Authority	No	Biannually	7/1/14	52	2.39	45,362	61	\$169

Notes: Minimum charge: \$84.41 for first 40 HCF; \$2.81/HCF - 40 - 100 HCF; \$2.93/HCF - over 100 HCF.

Watertown, Town of

Annual Cost (120 HCF)	Water Rate	System Ownership	Separate Business Rate	Billing Cycle	Last Rate Change	RGPCD	Persons per Household	Annual Local Water Use (gallons)	Annual Local Water Use (HCF)	Annual Cost Local Data
\$523	Ascending	City/Town	No	Quarterly	7/1/14	60	2.23	48,837	65	\$296

Notes: Base charge: \$6.37 per billing for 5/8" meter; \$4.15/HCF, 0 - 30 HCF; \$6.45/HCF, 30 - 300 HCF; \$10.19/HCF over 300 HCF. Per MWRA survey.

Wayland, Town of

Annual Cost (120 HCF)	Water Rate	System Ownership	Separate Business Rate	Billing Cycle	Last Rate Change	RGPCD	Persons per Household	Annual Local Water Use (gallons)	Annual Local Water Use (HCF)	Annual Cost Local Data
\$872	Ascending	City/Town	Yes	Biannually	6/26/14	48	2.58	45,202	60	\$417

Notes: Under 1,500 CF - \$5.15/HCF; 1,501 - 3,000 CF; \$6.67/HCF; 3,001 - 8,000 CF; \$7.63/HCF; \$12.63/HCF over 8,001 CF. Commercial rates billed quarterly. Residential Administrative Fee: \$30.00 per billing. Per Town website.

Webster, Town of

Annual Cost (120 HCF)	Water Rate	System Ownership	Separate Business Rate	Billing Cycle	Last Rate Change	RGPCD	Persons per Household	Annual Local Water Use (gallons)	Annual Local Water Use (HCF)	Annual Cost Local Data
\$563	\$46.89/1000 CF	City/Town	No	Quarterly	8/14	60	2.38	52,122	70	\$327

Wellesley, Town of

Annual Cost (120 HCF)	Water Rate	System Ownership	Separate Business Rate	Billing Cycle	Last Rate Change	RGPCD	Persons per Household	Annual Local Water Use (gallons)	Annual Local Water Use (HCF)	Annual Cost Local Data
\$456	Ascending	City/Town	No	Monthly	7/1/13	64	2.78	64,941	87	\$329

Notes: Base charge: \$4.64 per bill. 0 - 5 HCF - \$2.99/HCF; over 5 HCF - \$3.51/HCF. Peak charges for summer months (May-Oct.) 0 - 5 HCF - \$2.99/HCF; 6 - 12 HCF - \$3.51/HCF; 13 - 24 HCF - \$5.57/HCF; 25 - 36 HCF - \$7.21/HCF; over 36 HCF - \$9.18/HCF. Also have irrigation rates.

Wellfleet Municipal Water System

Annual Cost (120 HCF)	Water Rate	System Ownership	Separate Business Rate	Billing Cycle	Last Rate Change	RGPCD	Persons per Household	Annual Local Water Use (gallons)	Annual Local Water Use (HCF)	Annual Cost Local Data
\$578	Ascending	City/Town	Yes	Biannually	9/18/12	65	2.21	52,432	70	\$288

Notes: Notes: Base fee: \$78.80 per billing cycle. \$1.31/1000 gals. - 0 - 20,000 gals.; \$6.30/1000 gals. - 20,000 - 35,000 gals.; \$8.93/1000 gals. - 35,000 - 60,000 gals.; \$10.51/1000 gals. - 60,000 - 85,000 gals.; \$13.13/1000 gals. - 85,000+ gals. Used Barnstable County data from 2010 census and statewide standard of 65 gallons per capita per day.

Wenham, Town of

Annual Cost (120 HCF)	Water Rate	System Ownership	Separate Business Rate	Billing Cycle	Last Rate Change	RGPCD	Persons per Household	Annual Local Water Use (gallons)	Annual Local Water Use (HCF)	Annual Cost Local Data
\$413	Ascending	City/Town	No	Quarterly	11/09	61	2.64	58,780	79	\$263

Notes: Base rate \$32.50 includes up to 5,000 gals. \$2.40/1000 gals. 5,001 - 15,000 gals.; \$4.90/1000 gals. - 15,001 - 25,000 gals.; \$8.25/1000 gals. over 25,001 gals. Meter rental fee \$10.00/billing for 5/8".

West Boylston Water District

Annual Cost (120 HCF)	Water Rate	System Ownership	Separate Business Rate	Billing Cycle	Last Rate Change	RGPCD	Persons per Household	Annual Local Water Use (gallons)	Annual Local Water Use (HCF)	Annual Cost Local Data
\$528	Ascending	District/Authority	No	Quarterly	7/1/13	52	2.53	48,019	64	\$270

Notes: Quarterly fixed usage fee - \$25.50. The block rate is applied to the total amount of water used for the billing period: \$2.90/1000 gals. 0 - 6,250 gals.; \$3.50/1000 gals. 6,251 - 12,500 gals.; \$4.75/1000 gals. 12,501 - 25,000 gals.; \$5.65/1000 gals. for over 25,000 gals. Per website.

West Bridgewater, Town of

Annual Cost (120 HCF)	Water Rate	System Ownership	Separate Business Rate	Billing Cycle	Last Rate Change	RGPCD	Persons per Household	Annual Local Water Use (gallons)	Annual Local Water Use (HCF)	Annual Cost Local Data
\$570	\$4.75/HCF	City/Town	No	Biannually	2011	54	2.91	57,356	77	\$364

West Brookfield, Town of

Annual Cost (120 HCF)	Water Rate	System Ownership	Separate Business Rate	Billing Cycle	Last Rate Change	RGPCD	Persons per Household	Annual Local Water Use (gallons)	Annual Local Water Use (HCF)	Annual Cost Local Data
\$420	\$2.00/HCF	City/Town	Yes	Quarterly	7/1/10	45	2.59	42,541	57	\$294

Notes: Base charge: \$55.00 per billing up to 500CF. Used Worcester County census data.

West Groton Water Supply District

Annual Cost (120 HCF)	Water Rate	System Ownership	Separate Business Rate	Billing Cycle	Last Rate Change	RGPCD	Persons per Household	Annual Local Water Use (gallons)	Annual Local Water Use (HCF)	Annual Cost Local Data
\$580	Ascending	District/Authority	No	Quarterly	2014	56	2.77	56,619	76	\$403

Notes: Base charge/process fee: \$100.00 per year. \$4.00/HCF - up to 40 HCF; \$5.00/HCF - 41 - 80 HCF; \$6.00/HCF - above 81 HCF. District reports annual cost at \$438 (does not include commercial accounts).

West Springfield, Town of

Annual Cost (120 HCF)	Water Rate	System Ownership	Separate Business Rate	Billing Cycle	Last Rate Change	RGPCD	Persons per Household	Annual Local Water Use (gallons)	Annual Local Water Use (HCF)	Annual Cost Local Data
\$253	\$1.87/HCF	City/Town	No	Quarterly	4/1/13	66	2.42	58,298	78	\$175

Notes: Service charge: \$7.20 per billing for 5/8" meter.

West Stockbridge, Town of

Annual Cost (120 HCF)	Water Rate	System Ownership	Separate Business Rate	Billing Cycle	Last Rate Change	RGPCD	Persons per Household	Annual Local Water Use (gallons)	Annual Local Water Use (HCF)	Annual Cost Local Data
\$432	\$3.60/HCF	City/Town	No	Quarterly	7/2012	65	2.24	53,144	71	\$256

Notes: Town reports annual homeowner's cost is \$263. Used Berkshire County data from 2010 census and statewide standard of 65 gallons per capita per day.

West Warren Water District

Annual Cost (120 HCF)	Water Rate	System Ownership	Separate Business Rate	Billing Cycle	Last Rate Change	RGPCD	Persons per Household	Annual Local Water Use (gallons)	Annual Local Water Use (HCF)	Annual Cost Local Data
\$445	\$3.75/HCF	District/Authority	No	Quarterly	7/1/08	35	2.48	31,682	42	\$220

Notes: Base charge: \$55.00 per billing up to 1,500 CF. Connection fee: \$2500.

Westborough, Town of

Annual Cost (120 HCF)	Water Rate	System Ownership	Separate Business Rate	Billing Cycle	Last Rate Change	RGPCD	Persons per Household	Annual Local Water Use (gallons)	Annual Local Water Use (HCF)	Annual Cost Local Data
\$503	Ascending	City/Town	No	Quarterly	7/1/12	57	2.56	53,261	71	\$296

Notes: Base charge: \$41.13 per billing includes up to 1,000 CF; \$4.209/HCF for 1,000 - 1,800 CF; \$4.239/HCF for 1,800 - 3,000 CF; \$6.196/HCF for 3,000 - 5,000 CF; \$7.690/HCF - over 5,000 CF.

Westfield, City of

Annual Cost (120 HCF)	Water Rate	System Ownership	Separate Business Rate	Billing Cycle	Last Rate Change	RGPCD	Persons per Household	Annual Local Water Use (gallons)	Annual Local Water Use (HCF)	Annual Cost Local Data
\$375	\$3.25/1000 gals.	City/Town	No	Quarterly	7/1/14	77	2.54	71,387	95	\$314

Notes: Base charge: \$20.50 per billing (5/8" meter).

Westford, Town of

Annual Cost (120 HCF)	Water Rate	System Ownership	Separate Business Rate	Billing Cycle	Last Rate Change	RGPCD	Persons per Household	Annual Local Water Use (gallons)	Annual Local Water Use (HCF)	Annual Cost Local Data
\$608	Ascending	City/Town	No	Quarterly	7/1/09	64	2.96	69,146	92	\$464

Notes: Customer service charge is \$19.28 for 5/8-inch residential. \$4.19/HCF 0 - 2,500 CF; \$5.60/HCF 2,501 - 10,000 CF; \$7.64/HCF over 10,000 CF.

Westminster, Town of

Annual Cost (120 HCF)	Water Rate	System Ownership	Separate Business Rate	Billing Cycle	Last Rate Change	RGPCD	Persons per Household	Annual Local Water Use (gallons)	Annual Local Water Use (HCF)	Annual Cost Local Data
\$771	\$8.57/1000 gals.	City/Town	No	Biannually	1/2012	47	2.59	44,431	59	\$381

Notes: Base charge: \$51.42 per billing includes 6,000 gals.

Weston, Town of

Annual Cost (120 HCF)	Water Rate	System Ownership	Separate Business Rate	Billing Cycle	Last Rate Change	RGPCD	Persons per Household	Annual Local Water Use (gallons)	Annual Local Water Use (HCF)	Annual Cost Local Data
\$279	Ascending	City/Town	Yes	Biannually	2/2014	113	2.85	117,548	157	\$468

Notes: Base charge: \$21.00 per billing for 5/8" meter. \$1.35/HCF - 1 - 50 HCF; \$5.10/HCF - over 50 HCF. Per MWRA survey.

Westport, Town of

Annual Cost (120 HCF)	Water Rate	System Ownership	Separate Business Rate	Billing Cycle	Last Rate Change	RGPCD	Persons per Household	Annual Local Water Use (gallons)	Annual Local Water Use (HCF)	Annual Cost Local Data
\$1,156	\$8.80/HCF	City/Town	No	Quarterly	7/1/14	65	2.59	61,448	82	\$823

Notes: Service charge \$25 per bill. Used 65 gallons per capita per day statewide standard for water consumption.

Westwood, Town of

Annual Cost (120 HCF)	Water Rate	System Ownership	Separate Business Rate	Billing Cycle	Last Rate Change	RGPCD	Persons per Household	Annual Local Water Use (gallons)	Annual Local Water Use (HCF)	Annual Cost Local Data
\$604	Ascending	City/Town	No	Quarterly	6/2014	57	2.76	57,422	77	\$420

Notes: Base charge: \$36.24 for first 3 HCF; \$4.25/HCF, 3 - 42 HCF; \$6.91/HCF, 43 - 75 HCF; \$8.95/HCF over 75 HCF. Per MWRA survey.

Weymouth, Town of

Annual Cost (120 HCF)	Water Rate	System Ownership	Separate Business Rate	Billing Cycle	Last Rate Change	RGPCD	Persons per Household	Annual Local Water Use (gallons)	Annual Local Water Use (HCF)	Annual Cost Local Data
\$591	Ascending	City/Town	No	Quarterly	7/2013	52	2.39	45,362	61	\$304

Notes: Base charge per bill (5/8" meter) \$11.97. First 27 HCF - \$4.23/HCF; \$7.18/HCF over 27 HCF. Per MWRA survey.

Whitinsville Water Company

Annual Cost (120 HCF)	Water Rate	System Ownership	Separate Business Rate	Billing Cycle	Last Rate Change	RGPCD	Persons per Household	Annual Local Water Use (gallons)	Annual Local Water Use (HCF)	Annual Cost Local Data
\$756	\$4.239/HCF	Private (Non-Municipal)	No	Quarterly	7/1/11	54	2.74	54,005	72	\$554

Notes: Base charge: \$61.95 per billing. System Development Charge (5/8" meter): \$1,800. Average actual quarterly bill estimated at \$164.

Wilbraham, Town of

Annual Cost (120 HCF)	Water Rate	System Ownership	Separate Business Rate	Billing Cycle	Last Rate Change	RGPCD	Persons per Household	Annual Local Water Use (gallons)	Annual Local Water Use (HCF)	Annual Cost Local Data
\$494	Ascending	City/Town	No	Biannually	10/1/14	91	2.63	87,355	117	\$481

Notes: \$4.12/HCF 0 - 100 HCF; \$4.32/HCF 101 - 200 HCF; \$4.52/HCF 201 HCF and up.

Williamsburg, Town of

Annual Cost (120 HCF)	Water Rate	System Ownership	Separate Business Rate	Billing Cycle	Last Rate Change	RGPCD	Persons per Household	Annual Local Water Use (gallons)	Annual Local Water Use (HCF)	Annual Cost Local Data
\$648	\$5.40/HCF	City/Town	Yes	Biannually	2013	57	2.31	48,060	64	\$347

Notes: Per Town website. Used census data for Hampshire County.

Williamstown, Town of

Annual Cost (120 HCF)	Water Rate	System Ownership	Separate Business Rate	Billing Cycle	Last Rate Change	RGPCD	Persons per Household	Annual Local Water Use (gallons)	Annual Local Water Use (HCF)	Annual Cost Local Data
\$527	\$3.79/HCF	City/Town	No	Quarterly	7/1/14	51	2.2	40,953	55	\$280

Notes: Meter maintenance charge: \$18.00 for 5/8" quarterly billing.

Wilmington, Town of

Annual Cost (120 HCF)	Water Rate	System Ownership	Separate Business Rate	Billing Cycle	Last Rate Change	RGPCD	Persons per Household	Annual Local Water Use (gallons)	Annual Local Water Use (HCF)	Annual Cost Local Data
\$450	Ascending	City/Town	No	Quarterly	9/18/08	55	3.03	60,827	81	\$281

Notes: Base charge: \$3.27/HCF 0 to 10 HCF; \$3.62/HCF 10 to 20 HCF; \$4.35/HCF, 20 to 30 HCF; \$5.81/HCF over 30 HCF. Per MWRA survey.

Winchendon, Town of

Annual Cost (120 HCF)	Water Rate	System Ownership	Separate Business Rate	Billing Cycle	Last Rate Change	RGPCD	Persons per Household	Annual Local Water Use (gallons)	Annual Local Water Use (HCF)	Annual Cost Local Data
\$572	\$4.77/HCF	City/Town	No	Biannually	7/1/09	65	2.5	59,313	79	\$378

Notes: Connection fee: \$1,890.

Winchester, Town of

Annual Cost (120 HCF)	Water Rate	System Ownership	Separate Business Rate	Billing Cycle	Last Rate Change	RGPCD	Persons per Household	Annual Local Water Use (gallons)	Annual Local Water Use (HCF)	Annual Cost Local Data
\$276	Ascending	City/Town	No	Quarterly	11/9/06	68	2.84	70,489	94	\$197

Notes: Service charge \$5.00/per bill. \$1.22/HCF - first 15 HCF; \$3.04/HCF - 15 - 45 HCF; \$4.86/HCF - over 45 HCF. Per MWRA survey.

Winthrop, Town of

Annual Cost (120 HCF)	Water Rate	System Ownership	Separate Business Rate	Billing Cycle	Last Rate Change	RGPCD	Persons per Household	Annual Local Water Use (gallons)	Annual Local Water Use (HCF)	Annual Cost Local Data
\$726	\$6.05/HCF	City/Town	No	Quarterly	2/2013	60	2.35	51,465	69	\$416

Notes: Minimum charge \$18.27/quarter. Per MWRA survey.

Woburn, City of

Annual Cost (120 HCF)	Water Rate	System Ownership	Separate Business Rate	Billing Cycle	Last Rate Change	RGPCD	Persons per Household	Annual Local Water Use (gallons)	Annual Local Water Use (HCF)	Annual Cost Local Data
\$205	\$205/year	City/Town	No	Biannually	2010	93	2.43	82,486	110	\$205

Notes: Flat fee.

Worcester, City of

Annual Cost (120 HCF)	Water Rate	System Ownership	Separate Business Rate	Billing Cycle	Last Rate Change	RGPCD	Persons per Household	Annual Local Water Use (gallons)	Annual Local Water Use (HCF)	Annual Cost Local Data
\$425	\$3.54/HCF	City/Town	No	Quarterly	7/1/14	53	2.46	47,589	64	\$225

Notes: Minimum charge: \$4.50 per billing period.

Wrentham, Town of

Annual Cost (120 HCF)	Water Rate	System Ownership	Separate Business Rate	Billing Cycle	Last Rate Change	RGPCD	Persons per Household	Annual Local Water Use (gallons)	Annual Local Water Use (HCF)	Annual Cost Local Data
\$521	Ascending	City/Town	Yes	Biannually	7/1/10	63	2.74	63,006	84	\$389

Yarmouth, Town of

Annual Cost (120 HCF)	Water Rate	System Ownership	Separate Business Rate	Billing Cycle	Last Rate Change	RGPCD	Persons per Household	Annual Local Water Use (gallons)	Annual Local Water Use (HCF)	Annual Cost Local Data
\$235	Ascending	City/Town	No	Quarterly	7/1/95	123	2.05	92,035	123	\$239

Footnotes:

1. The MWRA Advisory Board's Annual Water Sewer Retail Rate Survey - 2014 was used as a reference.
2. Annual Cost Determined using 120 HCF (90,000 gallons) for Historical Comparison.
3. HCF = hundred cubic feet.
4. RGPCD = Residential Gallons per Capita Day (Massachusetts Standard = 65 gal/capita/day) - MassDEP Reviewed Performance Standards for MA Public Water Suppliers 2013.
5. Persons per Household from U.S. Census Bureau (2009 - 2013).
6. NR = No Response.